

Official Canvass


General Election


November 2, 2010

Woodbury County, Iowa


In testimony whereof, we have hereunto set our hands and caused this to be attested to and sealed by the County Auditor of Woodbury County this **9th** day of **November, 2010**.

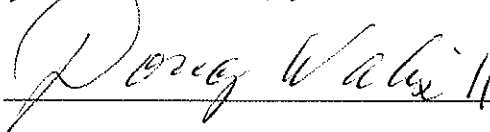
Members of the Board of Supervisors and Ex-Officio Board of County Canvassers:



Chairperson




(SEAL)







ATTEST: 
County Auditor and Clerk of the Board of Supervisors

NUMBERED KEY CANVASS

RUN DATE:11/08/10 10:08 PM

General Election
Woodbury County, IA
November 2, 2010

Official Canvass Report

REPORT-EL52 PAGE 0001

01 = BALLOTS CAST - TOTAL

TOTAL PERCENT
31,437

02 = BALLOTS CAST - BLANK

TOTAL PERCENT
2

	01	02
0001 1 HEARTLAND BAPTIST CH	1102	. . 0
0002 2 CENTRAL ASSEMBLY OF GOD	707	. . 0
0003 3 WEST MIDDLE SCHOOL	996	. . 0
0004 4 EMERSON SCHOOL	584	. . 0
0005 5 RIVERSIDE SCHOOL	812	. . 0
0006 6 FAITH LUTHERAN CHURCH	938	. . 0
0007 7 CRESCENT PARK SCHOOL	870	. . 0
0008 8 AM. LEGION MONAHAN POST	415	. . 0
0009 9 LINCOLN SCHOOL	1170	. . 0
0010 10 CLARK SCHOOL	1247	. . 0
0011 11 LAMB PRODUCTIONS	199	. . 0
0012 12 BOYS & GIRLS HOME	209	. . 0
0013 13 SIOUX CITY TRANSIT SYS	544	. . 1
0014 14 BOYS & GIRLS HOME	500	. . 0
0015 15 UNITY SCHOOL	462	. . 1
0016 16 TRIMBLE UNITED METH CH	935	. . 0
0017 17 BRYANT SCHOOL	1107	. . 0
0018 18 CALVARY LUTHERAN CH	848	. . 0
0019 19 NORTH MIDDLE SCHOOL	1343	. . 0
0020 20 NODLAND SCHOOL	1413	. . 0
0021 21 WASHINGTON HEIGHTS CHA	1007	. . 0
0022 22 MORNINGSIDE LIBRARY	1032	. . 0
0023 23 W.C. COMMUNITY ACTION	912	. . 0
0024 24 M-SIDE LUTHERAN CHURCH	727	. . 0
0025 25 M-SIDE COLLEGE EPPLEY	909	. . 0
0026 26 EAST MIDDLE SCHOOL	1607	. . 0
0027 27 ST JAMES UNITED METH.	1002	. . 0
0028 28 IRVING SCHOOL	341	. . 0
0029 29 WOODBURY	640	. . 0
0030 30 SLOAN	427	. . 0
0031 31 WILLOW	187	. . 0
0032 32 OTO	110	. . 0
0033 33 RUTLAND	248	. . 0
0034 34 SGT BLUFF	1421	. . 0
0035 35 ARL-MOV-WOL	996	. . 0
0036 36 BAN-CON	1044	. . 0
0037 37 FLOYD	361	. . 0
0038 38 GRG-LIB-LAK	568	. . 0
0039 39 GRT-WES	223	. . 0
0040 40 UNION	342	. . 0
0041 41 LIS-MOR	238	. . 0
0042 42 LITTLE SIOUX	183	. . 0
0043 43 KED-MIL	361	. . 0
0044 44 ROCK	150	. . 0

		VOTES	PERCENT			VOTES	PERCENT
Straight Party							
Vote for no more than 1							
01 = Republican Party (REP)		5,929	50.46				
02 = Democrat Party (DEM)		5,588	47.56	04 = OVER VOTES		7	
03 = Libertarian Party (LIB)		232	1.97	05 = UNDER VOTES		19,681	

	01	02	03	04	05
0001 1 HEARTLAND BAPTIST CH	244	152	3	0	703
0002 2 CENTRAL ASSEMBLY OF GOD	74	248	12	0	373
0003 3 WEST MIDDLE SCHOOL	194	244	7	0	551
0004 4 EMERSON SCHOOL	82	214	6	0	282
0005 5 RIVERSIDE SCHOOL	96	271	8	0	437
0006 6 FAITH LUTHERAN CHURCH	173	223	7	2	533
0007 7 CRESCENT PARK SCHOOL	157	223	17	0	473
0008 8 AM. LEGION MONAHAN POST	69	175	7	0	164
0009 9 LINCOLN SCHOOL	194	239	6	0	731
0010 10 CLARK SCHOOL	269	111	5	0	862
0011 11 LAMB PRODUCTIONS	34	100	2	0	63
0012 12 BOYS & GIRLS HOME	31	102	1	0	75
0013 13 SIOUX CITY TRANSIT SYS	97	167	11	0	269
0014 14 BOYS & GIRLS HOME	74	153	10	0	263
0015 15 UNITY SCHOOL	76	133	9	1	243
0016 16 TRIMBLE UNITED METH CH	151	204	11	0	569
0017 17 BRYANT SCHOOL	215	155	3	0	734
0018 18 CALVARY LUTHERAN CH	149	188	6	0	505
0019 19 NORTH MIDDLE SCHOOL	250	195	10	0	888
0020 20 NODLAND SCHOOL	289	117	6	0	1001
0021 21 WASHINGTON HEIGHTS CHA	161	158	4	0	684
0022 22 MORNINGSIDE LIBRARY	203	170	9	0	650
0023 23 W.C. COMMUNITY ACTION	154	192	6	0	560
0024 24 M-SIDE LUTHERAN CHURCH	129	139	4	0	455
0025 25 M-SIDE COLLEGE EPPLEY	164	141	12	0	592
0026 26 EAST MIDDLE SCHOOL	403	171	5	1	1027
0027 27 ST JAMES UNITED METH.	201	159	6	0	636
0028 28 IRVING SCHOOL	66	147	3	1	124
0029 29 WOODBURY	152	56	1	0	431
0030 30 SLOAN	73	24	2	0	328
0031 31 WILLOW	51	14	0	0	122
0032 32 OTO	15	6	3	0	86
0033 33 RUTLAND	44	28	3	0	173
0034 34 SGT BLUFF	265	166	5	0	985
0035 35 ARL-MOV-WOL	234	85	3	0	674
0036 36 BAN-CON	220	79	6	0	739
0037 37 FLOYD	77	34	1	0	249
0038 38 GRG-LIB-LAK	94	57	1	0	416
0039 39 GRT-WES	58	20	3	1	141
0040 40 UNION	74	33	1	0	234
0041 41 LIS-MOR	55	21	0	0	162
0042 42 LITTLE SIOUX	25	27	4	0	127
0043 43 KED-MIL	66	37	2	1	255
0044 44 ROCK	27	10	1	0	112

	VOTES	PERCENT		VOTES	PERCENT
U.S. Senator					
Vote for no more than 1					
01 = Chuck Grassley (REP)	20,895	67.40	04 = WRITE-IN	26	.08
02 = Roxanne Conlin (DEM)	9,461	30.52	05 = OVER VOTES	13	
03 = John Heiderscheidt (LIB)	621	2.00	06 = UNDER VOTES	421	

	01	02	03	04	05	06
0001 1 HEARTLAND BAPTIST CH	795	277	19	2	1	8
0002 2 CENTRAL ASSEMBLY OF GOD	329	350	14	1	0	13
0003 3 WEST MIDDLE SCHOOL	601	359	22	0	2	12
0004 4 EMERSON SCHOOL	277	288	7	0	0	12
0005 5 RIVERSIDE SCHOOL	378	406	14	1	0	13
0006 6 FAITH LUTHERAN CHURCH	546	365	10	1	2	14
0007 7 CRESCENT PARK SCHOOL	521	323	15	0	0	11
0008 8 AM. LEGION MONAHAN POST	176	223	6	0	0	10
0009 9 LINCOLN SCHOOL	712	410	28	0	1	19
0010 10 CLARK SCHOOL	927	268	23	3	1	25
0011 11 LAMB PRODUCTIONS	93	99	5	0	0	2
0012 12 BOYS & GIRLS HOME	87	112	6	1	0	3
0013 13 SIOUX CITY TRANSIT SYS	288	225	15	0	0	16
0014 14 BOYS & GIRLS HOME	248	225	15	3	0	9
0015 15 UNITY SCHOOL	256	190	9	1	0	6
0016 16 TRIMBLE UNITED METH CH	564	337	25	0	1	8
0017 17 BRYANT SCHOOL	774	304	15	0	0	14
0018 18 CALVARY LUTHERAN CH	518	303	15	0	0	12
0019 19 NORTH MIDDLE SCHOOL	932	367	25	1	0	18
0020 20 NODLAND SCHOOL	1083	299	12	3	0	16
0021 21 WASHINGTON HEIGHTS CHA	705	264	22	0	0	16
0022 22 MORNINGSIDE LIBRARY	682	321	14	3	1	11
0023 23 W.C. COMMUNITY ACTION	563	326	16	0	0	7
0024 24 M-SIDE LUTHERAN CHURCH	483	221	15	0	0	8
0025 25 M-SIDE COLLEGE EPPLEY	610	261	23	1	0	14
0026 26 EAST MIDDLE SCHOOL	1223	349	21	0	1	13
0027 27 ST JAMES UNITED METH.	698	280	18	1	0	5
0028 28 IRVING SCHOOL	145	182	9	0	3	2
0029 29 WOODBURY	496	126	13	0	0	5
0030 30 SLOAN	317	92	7	0	0	11
0031 31 WILLOW	150	29	5	0	0	3
0032 32 OTO	80	28	2	0	0	0
0033 33 RUTLAND	194	49	1	0	0	4
0034 34 SGT BLUFF	1022	341	39	1	0	18
0035 35 ARL-MOV-WOL	768	199	20	0	0	9
0036 36 BAN-CON	823	176	27	0	0	18
0037 37 FLOYD	272	73	9	0	0	7
0038 38 GRG-LIB-LAK	392	143	26	1	0	6
0039 39 GRT-WES	190	28	3	0	0	2
0040 40 UNION	264	66	6	0	0	6
0041 41 LIS-MOR	186	41	2	2	0	7
0042 42 LITTLE SIOUX	126	50	4	0	0	3
0043 43 KED-MIL	280	62	16	0	0	3
0044 44 ROCK	121	24	3	0	0	2

		VOTES	PERCENT			VOTES	PERCENT
U.S. Representative District 5							
Vote for no more than 1							
01 = Steve King (REP)		17,744	57.28	04 = WRITE-IN		25	.08
02 = Matthew Campbell (DEM)		12,684	40.95	05 = OVER VOTES		16	
03 = Martin James Monroe (N/P)		523	1.69	06 = UNDER VOTES		445	

	01	02	03	04	05	06
0001 1 HEARTLAND BAPTIST CH	658	414	11	1	1	17
0002 2 CENTRAL ASSEMBLY OF GOD	272	403	17	1	0	14
0003 3 WEST MIDDLE SCHOOL	509	453	18	1	1	14
0004 4 EMERSON SCHOOL	217	347	12	1	0	7
0005 5 RIVERSIDE SCHOOL	305	472	22	0	1	12
0006 6 FAITH LUTHERAN CHURCH	434	476	8	1	1	18
0007 7 CRESCENT PARK SCHOOL	405	436	12	0	0	17
0008 8 AM. LEGION MONAHAN POST	154	248	6	0	0	7
0009 9 LINCOLN SCHOOL	579	551	26	1	0	13
0010 10 CLARK SCHOOL	788	435	10	1	0	13
0011 11 LAMB PRODUCTIONS	75	116	5	0	0	3
0012 12 BOYS & GIRLS HOME	74	127	4	1	0	3
0013 13 SIOUX CITY TRANSIT SYS	252	270	12	1	0	9
0014 14 BOYS & GIRLS HOME	222	255	16	1	0	6
0015 15 UNITY SCHOOL	211	226	16	1	0	8
0016 16 TRIMBLE UNITED METH CH	448	453	18	1	1	14
0017 17 BRYANT SCHOOL	621	457	9	4	0	16
0018 18 CALVARY LUTHERAN CH	444	371	12	0	0	21
0019 19 NORTH MIDDLE SCHOOL	794	507	18	1	0	23
0020 20 NODLAND SCHOOL	909	468	15	1	1	19
0021 21 WASHINGTON HEIGHTS CHA	566	415	16	1	1	8
0022 22 MORNINGSIDE LIBRARY	574	425	17	3	0	13
0023 23 W.C. COMMUNITY ACTION	471	410	16	0	2	13
0024 24 M-SIDE LUTHERAN CHURCH	400	305	12	0	0	10
0025 25 M-SIDE COLLEGE EPPLEY	489	382	22	0	2	14
0026 26 EAST MIDDLE SCHOOL	1068	499	20	0	0	20
0027 27 ST JAMES UNITED METH.	588	386	15	1	0	12
0028 28 IRVING SCHOOL	123	209	2	0	3	4
0029 29 WOODBURY	455	172	8	0	0	5
0030 30 SLOAN	284	123	12	0	0	8
0031 31 WILLOW	139	40	6	1	0	1
0032 32 OTO	70	37	2	0	0	1
0033 33 RUTLAND	173	70	3	0	0	2
0034 34 SGT BLUFF	874	496	28	0	2	21
0035 35 ARL-MOV-WOL	685	284	13	0	0	14
0036 36 BAN-CON	758	260	15	1	0	10
0037 37 FLOYD	256	98	6	0	0	1
0038 38 GRG-LIB-LAK	351	192	17	0	0	8
0039 39 GRT-WES	158	59	4	0	0	2
0040 40 UNION	245	89	4	0	0	4
0041 41 LIS-MOR	169	60	4	0	0	5
0042 42 LITTLE SIOUX	115	61	3	0	0	4
0043 43 KED-MIL	260	89	6	0	0	6
0044 44 ROCK	102	38	5	0	0	5

		VOTES	PERCENT			VOTES	PERCENT
Governor & Lt Governor							
Vote for no more than 1							
01 = Terry E. Branstad (REP)		17,990	57.78				
02 = Chet Culver (DEM)		12,079	38.80	06 = Gregory James Hughes (N/P)		172	.55
03 = Jonathan Narcisse (IAP)		335	1.08	07 = WRITE-IN		101	.32
04 = Eric Cooper (LIB)		361	1.16	08 = OVER VOTES		42	
05 = David Rosenfeld (SWP)		95	.31	09 = UNDER VOTES		262	

	01	02	03	04	05	06	07	08	09
0001 1 HEARTLAND BAPTIST CH	696	374	5	8	2	5	7	0	5
0002 2 CENTRAL ASSEMBLY OF GOD	262	401	11	14	4	5	2	1	7
0003 3 WEST MIDDLE SCHOOL	524	420	13	13	4	4	4	2	12
0004 4 EMERSON SCHOOL	232	328	5	7	2	2	2	0	6
0005 5 RIVERSIDE SCHOOL	307	474	11	7	2	4	1	1	5
0006 6 FAITH LUTHERAN CHURCH	451	448	8	10	5	3	2	3	8
0007 7 CRESCENT PARK SCHOOL	408	410	13	17	4	5	3	2	8
0008 8 AM. LEGION MONAHAN POST	144	246	7	2	2	4	3	2	5
0009 9 LINCOLN SCHOOL	614	492	14	16	9	5	7	2	11
0010 10 CLARK SCHOOL	838	374	5	15	1	3	4	0	7
0011 11 LAMB PRODUCTIONS	66	121	2	5	0	2	0	1	2
0012 12 BOYS & GIRLS HOME	66	126	4	6	1	2	0	2	2
0013 13 SIOUX CITY TRANSIT SYS	238	271	12	7	5	4	3	1	3
0014 14 BOYS & GIRLS HOME	209	254	4	19	2	5	1	3	3
0015 15 UNITY SCHOOL	212	221	5	7	1	4	6	1	5
0016 16 TRIMBLE UNITED METH CH	481	407	13	16	2	5	0	2	9
0017 17 BRYANT SCHOOL	636	431	9	12	4	4	3	0	8
0018 18 CALVARY LUTHERAN CH	455	364	5	5	3	4	1	2	9
0019 19 NORTH MIDDLE SCHOOL	809	483	12	14	4	6	4	0	11
0020 20 NODLAND SCHOOL	960	415	9	11	2	3	4	3	6
0021 21 WASHINGTON HEIGHTS CHA	577	390	9	14	3	7	5	0	2
0022 22 MORNINGSIDE LIBRARY	589	401	14	8	4	5	3	0	8
0023 23 W.C. COMMUNITY ACTION	483	383	11	14	1	6	3	3	8
0024 24 M-SIDE LUTHERAN CHURCH	409	282	11	4	1	5	3	0	12
0025 25 M-SIDE COLLEGE EPPLEY	511	354	10	14	0	7	5	0	8
0026 26 EAST MIDDLE SCHOOL	1099	471	7	7	3	5	3	0	12
0027 27 ST JAMES UNITED METH.	585	365	13	14	4	7	3	2	9
0028 28 IRVING SCHOOL	113	197	5	7	4	2	3	4	6
0029 29 WOODBURY	454	170	4	6	0	1	1	0	4
0030 30 SLOAN	296	112	5	7	0	6	0	1	0
0031 31 WILLOW	133	44	4	3	0	0	0	0	3
0032 32 OTO	61	43	1	2	1	2	0	0	0
0033 33 RUTLAND	172	69	0	2	0	2	0	0	3
0034 34 SGT BLUFF	908	465	13	13	2	7	3	1	9
0035 35 ARL-MOV-WOL	675	277	8	11	5	5	4	1	10
0036 36 BAN-CON	718	286	16	4	1	6	3	0	10
0037 37 FLOYD	239	102	9	2	0	5	2	0	2
0038 38 GRG-LIB-LAK	344	191	6	9	4	6	2	0	6
0039 39 GRT-WES	157	53	5	0	1	2	0	0	5
0040 40 UNION	229	100	4	3	2	1	0	0	3
0041 41 LIS-MOR	165	60	4	2	0	3	1	2	1
0042 42 LITTLE SIOUX	108	65	3	2	0	2	0	0	3
0043 43 KED-MIL	253	97	4	2	0	1	0	0	4
0044 44 ROCK	104	42	2	0	0	0	0	0	2

VOTES PERCENT

VOTES PERCENT

Secretary of State

Vote for no more than 1

- 01 = Matt Schultz (REP)
- 02 = Michael A. Mauro (DEM)
- 03 = Jake Porter (LIB)

16,402 54.49 04 = WRITE-IN
 12,720 42.26 05 = OVER VOTES
 961 3.19 06 = UNDER VOTES

17 .06
 6
 1,331

	01	02	03	04	05	06
0001 1 HEARTLAND BAPTIST CH	652	385	32	1	0	32
0002 2 CENTRAL ASSEMBLY OF GOD	222	433	28	1	0	23
0003 3 WEST MIDDLE SCHOOL	464	457	39	0	0	36
0004 4 EMERSON SCHOOL	192	350	19	1	0	22
0005 5 RIVERSIDE SCHOOL	272	481	34	0	0	25
0006 6 FAITH LUTHERAN CHURCH	418	466	15	2	0	37
0007 7 CRESCENT PARK SCHOOL	368	432	35	1	0	34
0008 8 AM. LEGION MONAHAN POST	132	254	15	0	0	14
0009 9 LINCOLN SCHOOL	550	541	41	0	0	38
0010 10 CLARK SCHOOL	767	383	26	0	0	71
0011 11 LAMB PRODUCTIONS	67	123	7	0	0	2
0012 12 BOYS & GIRLS HOME	57	138	8	0	0	6
0013 13 SIOUX CITY TRANSIT SYS	218	283	27	0	0	16
0014 14 BOYS & GIRLS HOME	189	275	22	0	0	14
0015 15 UNITY SCHOOL	182	237	23	1	0	19
0016 16 TRIMBLE UNITED METH CH	422	436	33	1	1	42
0017 17 BRYANT SCHOOL	582	453	28	0	0	44
0018 18 CALVARY LUTHERAN CH	390	384	22	1	0	51
0019 19 NORTH MIDDLE SCHOOL	721	526	33	1	0	62
0020 20 NODLAND SCHOOL	879	441	20	1	0	72
0021 21 WASHINGTON HEIGHTS CHA	542	390	35	0	0	40
0022 22 MORNINGSIDE LIBRARY	535	431	30	2	0	34
0023 23 W.C. COMMUNITY ACTION	418	438	25	1	1	29
0024 24 M-SIDE LUTHERAN CHURCH	387	291	16	0	0	33
0025 25 M-SIDE COLLEGE EPPLEY	469	364	37	1	0	38
0026 26 EAST MIDDLE SCHOOL	1050	459	26	1	0	71
0027 27 ST JAMES UNITED METH.	559	388	26	0	0	29
0028 28 IRVING SCHOOL	100	215	14	1	3	8
0029 29 WOODBURY	442	163	14	0	0	21
0030 30 SLOAN	274	116	18	0	0	19
0031 31 WILLOW	129	44	4	0	0	10
0032 32 OTO	52	48	7	0	0	3
0033 33 RUTLAND	151	81	6	0	0	10
0034 34 SGT BLUFF	813	498	37	0	0	73
0035 35 ARL-MOV-WOL	602	293	36	0	0	65
0036 36 BAN-CON	668	288	28	0	0	60
0037 37 FLOYD	218	108	19	0	1	15
0038 38 GRG-LIB-LAK	314	201	29	0	0	24
0039 39 GRT-WES	144	58	8	0	0	13
0040 40 UNION	210	107	9	0	0	16
0041 41 LIS-MOR	154	61	7	0	0	16
0042 42 LITTLE SIOUX	104	61	9	0	0	9
0043 43 KED-MIL	226	99	11	0	0	25
0044 44 ROCK	97	40	3	0	0	10

	VOTES	PERCENT		VOTES	PERCENT
Auditor of State					
Vote for no more than 1					
01 = David A. Vaudt (REP)	17,320	58.45			
02 = Jon Murphy (DEM)	12,289	41.47	04 = OVER VOTES	8	
03 = WRITE-IN	23	.08	05 = UNDER VOTES	1,797	

	01	02	03	04	05
0001 1 HEARTLAND BAPTIST CH	689	370	1	0	42
0002 2 CENTRAL ASSEMBLY OF GOD	248	424	1	0	34
0003 3 WEST MIDDLE SCHOOL	501	453	0	1	41
0004 4 EMERSON SCHOOL	204	351	0	1	28
0005 5 RIVERSIDE SCHOOL	291	483	1	1	36
0006 6 FAITH LUTHERAN CHURCH	447	439	1	0	51
0007 7 CRESCENT PARK SCHOOL	385	427	2	0	56
0008 8 AM. LEGION MONAHAN POST	133	264	0	0	18
0009 9 LINCOLN SCHOOL	594	522	0	0	54
0010 10 CLARK SCHOOL	833	334	1	0	79
0011 11 LAMB PRODUCTIONS	64	128	0	0	7
0012 12 BOYS & GIRLS HOME	66	137	0	0	6
0013 13 SIOUX CITY TRANSIT SYS	234	285	0	0	25
0014 14 BOYS & GIRLS HOME	201	275	0	0	24
0015 15 UNITY SCHOOL	196	240	1	0	25
0016 16 TRIMBLE UNITED METH CH	467	416	1	0	51
0017 17 BRYANT SCHOOL	625	421	0	0	61
0018 18 CALVARY LUTHERAN CH	412	376	1	0	59
0019 19 NORTH MIDDLE SCHOOL	779	484	1	0	79
0020 20 NODLAND SCHOOL	941	395	1	0	76
0021 21 WASHINGTON HEIGHTS CHA	569	383	0	0	55
0022 22 MORNINGSIDE LIBRARY	567	405	2	0	58
0023 23 W.C. COMMUNITY ACTION	441	415	1	2	53
0024 24 M-SIDE LUTHERAN CHURCH	397	290	2	0	38
0025 25 M-SIDE COLLEGE EPPLEY	474	383	3	0	49
0026 26 EAST MIDDLE SCHOOL	1082	433	0	0	92
0027 27 ST JAMES UNITED METH.	589	367	0	0	46
0028 28 IRVING SCHOOL	105	215	2	3	16
0029 29 WOODBURY	452	160	0	0	28
0030 30 SLOAN	293	107	0	0	27
0031 31 WILLOW	138	39	0	0	10
0032 32 OTO	52	54	0	0	4
0033 33 RUTLAND	157	74	0	0	17
0034 34 SGT BLUFF	854	464	0	0	103
0035 35 ARL-MOV-WOL	628	278	0	0	90
0036 36 BAN-CON	697	265	0	0	82
0037 37 FLOYD	235	107	0	0	19
0038 38 GRG-LIB-LAK	343	190	0	0	35
0039 39 GRT-WES	146	61	0	0	16
0040 40 UNION	216	100	0	0	26
0041 41 LIS-MOR	149	67	0	0	22
0042 42 LITTLE SIOUX	102	64	1	0	16
0043 43 KED-MIL	228	103	0	0	30
0044 44 ROCK	96	41	0	0	13

		VOTES	PERCENT			VOTES	PERCENT
Treasurer of State							
Vote for no more than 1							
01 = David D. Jamison (REP)		15,793	52.96				
02 = Michael L. Fitzgerald (DEM)		13,990	46.92	04 = OVER VOTES		10	
03 = WRITE-IN		36	.12	05 = UNDER VOTES		1,608	

	01	02	03	04	05
0001 1 HEARTLAND BAPTIST CH	617	439	1	0	45
0002 2 CENTRAL ASSEMBLY OF GOD	227	451	1	0	28
0003 3 WEST MIDDLE SCHOOL	458	494	0	0	44
0004 4 EMERSON SCHOOL	190	370	0	0	24
0005 5 RIVERSIDE SCHOOL	268	512	0	0	32
0006 6 FAITH LUTHERAN CHURCH	409	484	0	0	45
0007 7 CRESCENT PARK SCHOOL	350	471	2	0	47
0008 8 AM. LEGION MONAHAN POST	126	272	0	0	17
0009 9 LINCOLN SCHOOL	541	585	1	0	43
0010 10 CLARK SCHOOL	762	404	4	1	76
0011 11 LAMB PRODUCTIONS	63	130	0	0	6
0012 12 BOYS & GIRLS HOME	63	141	1	0	4
0013 13 SIOUX CITY TRANSIT SYS	219	303	1	0	21
0014 14 BOYS & GIRLS HOME	188	285	1	2	24
0015 15 UNITY SCHOOL	173	264	2	0	23
0016 16 TRIMBLE UNITED METH CH	414	478	0	0	43
0017 17 BRYANT SCHOOL	564	486	2	0	55
0018 18 CALVARY LUTHERAN CH	383	412	1	0	52
0019 19 NORTH MIDDLE SCHOOL	694	568	0	0	81
0020 20 NODLAND SCHOOL	834	506	1	0	72
0021 21 WASHINGTON HEIGHTS CHA	510	446	0	0	51
0022 22 MORNINGSIDE LIBRARY	520	465	2	0	45
0023 23 W.C. COMMUNITY ACTION	406	460	1	2	43
0024 24 M-SIDE LUTHERAN CHURCH	376	312	3	0	36
0025 25 M-SIDE COLLEGE EPPLEY	437	420	2	1	49
0026 26 EAST MIDDLE SCHOOL	997	523	2	0	85
0027 27 ST JAMES UNITED METH.	546	407	4	1	44
0028 28 IRVING SCHOOL	107	219	2	3	10
0029 29 WOODBURY	418	199	0	0	23
0030 30 SLOAN	255	146	0	0	26
0031 31 WILLOW	125	53	0	0	9
0032 32 OTO	47	56	1	0	6
0033 33 RUTLAND	141	94	0	0	13
0034 34 SGT BLUFF	755	574	0	0	92
0035 35 ARL-MOV-WOL	566	354	0	0	76
0036 36 BAN-CON	659	316	0	0	69
0037 37 FLOYD	219	126	0	0	16
0038 38 GRG-LIB-LAK	316	220	0	0	32
0039 39 GRT-WES	137	74	0	0	12
0040 40 UNION	198	123	0	0	21
0041 41 LIS-MOR	122	95	0	0	21
0042 42 LITTLE SIOUX	98	71	1	0	13
0043 43 KED-MIL	201	136	0	0	24
0044 44 ROCK	94	46	0	0	10

	VOTES	PERCENT		VOTES	PERCENT
Secretary of Agriculture					
Vote for no more than 1					
01 = Bill Northey (REP)	18,447	62.10			
02 = Francis Thicke (DEM)	11,235	37.82	04 = OVER VOTES	4	
03 = WRITE-IN	24	.08	05 = UNDER VOTES	1,727	

01 02 03 04 05

0001 1 HEARTLAND BAPTIST CH	709	338	1	0	54
0002 2 CENTRAL ASSEMBLY OF GOD	253	421	0	0	33
0003 3 WEST MIDDLE SCHOOL	527	430	1	0	38
0004 4 EMERSON SCHOOL	228	333	0	0	23
0005 5 RIVERSIDE SCHOOL	316	460	0	0	36
0006 6 FAITH LUTHERAN CHURCH	466	423	0	0	49
0007 7 CRESCENT PARK SCHOOL	417	399	1	0	53
0008 8 AM. LEGION MONAHAN POST	140	260	0	0	15
0009 9 LINCOLN SCHOOL	652	459	0	0	59
0010 10 CLARK SCHOOL	866	298	2	0	81
0011 11 LAMB PRODUCTIONS	66	122	0	0	11
0012 12 BOYS & GIRLS HOME	72	131	0	0	6
0013 13 SIOUX CITY TRANSIT SYS	242	278	0	0	24
0014 14 BOYS & GIRLS HOME	221	250	1	1	27
0015 15 UNITY SCHOOL	215	223	2	0	22
0016 16 TRIMBLE UNITED METH CH	485	398	2	0	50
0017 17 BRYANT SCHOOL	677	369	0	0	61
0018 18 CALVARY LUTHERAN CH	444	348	0	0	56
0019 19 NORTH MIDDLE SCHOOL	823	428	0	0	92
0020 20 NODLAND SCHOOL	986	347	2	0	78
0021 21 WASHINGTON HEIGHTS CHA	596	354	0	0	57
0022 22 MORNINGSIDE LIBRARY	612	364	3	0	53
0023 23 W.C. COMMUNITY ACTION	484	382	0	0	46
0024 24 M-SIDE LUTHERAN CHURCH	415	266	3	0	43
0025 25 M-SIDE COLLEGE EPPLEY	516	341	1	0	51
0026 26 EAST MIDDLE SCHOOL	1130	380	2	0	95
0027 27 ST JAMES UNITED METH.	611	344	0	0	47
0028 28 IRVING SCHOOL	113	210	0	3	15
0029 29 WOODBURY	462	144	1	0	33
0030 30 SLOAN	301	100	0	0	26
0031 31 WILLOW	142	37	0	0	8
0032 32 OTO	70	34	0	0	6
0033 33 RUTLAND	170	65	0	0	13
0034 34 SGT BLUFF	907	419	0	0	95
0035 35 ARL-MOV-WOL	696	231	0	0	69
0036 36 BAN-CON	750	229	0	0	65
0037 37 FLOYD	255	89	1	0	16
0038 38 GRG-LIB-LAK	356	175	0	0	37
0039 39 GRT-WES	162	48	0	0	13
0040 40 UNION	237	87	0	0	18
0041 41 LIS-MOR	170	56	0	0	12
0042 42 LITTLE SIOUX	111	56	1	0	15
0043 43 KED-MIL	265	79	0	0	17
0044 44 ROCK	111	30	0	0	9

		VOTES	PERCENT			VOTES	PERCENT
Attorney General							
Vote for no more than 1							
01 = Brenna Findley (REP)		14,873	48.59				
02 = Tom Miller (DEM)		15,703	51.31	04 = OVER VOTES		9	
03 = WRITE-IN		31	.10	05 = UNDER VOTES		821	

	01	02	03	04	05
0001 1 HEARTLAND BAPTIST CH	563	516	1	0	22
0002 2 CENTRAL ASSEMBLY OF GOD	218	473	0	0	16
0003 3 WEST MIDDLE SCHOOL	437	531	2	0	26
0004 4 EMERSON SCHOOL	181	391	0	0	12
0005 5 RIVERSIDE SCHOOL	249	545	1	0	17
0006 6 FAITH LUTHERAN CHURCH	373	532	3	0	30
0007 7 CRESCENT PARK SCHOOL	345	499	0	0	26
0008 8 AM. LEGION MONAHAN POST	124	280	0	0	11
0009 9 LINCOLN SCHOOL	527	616	0	1	26
0010 10 CLARK SCHOOL	684	527	3	0	33
0011 11 LAMB PRODUCTIONS	60	135	0	0	4
0012 12 BOYS & GIRLS HOME	58	147	0	0	4
0013 13 SIOUX CITY TRANSIT SYS	206	327	0	0	11
0014 14 BOYS & GIRLS HOME	173	310	0	1	16
0015 15 UNITY SCHOOL	176	269	1	0	16
0016 16 TRIMBLE UNITED METH CH	387	519	3	1	25
0017 17 BRYANT SCHOOL	521	551	1	0	34
0018 18 CALVARY LUTHERAN CH	374	442	0	1	31
0019 19 NORTH MIDDLE SCHOOL	619	680	0	0	44
0020 20 NODLAND SCHOOL	766	617	0	0	30
0021 21 WASHINGTON HEIGHTS CHA	482	510	0	1	14
0022 22 MORNINGSIDE LIBRARY	505	508	1	0	18
0023 23 W.C. COMMUNITY ACTION	401	486	3	1	21
0024 24 M-SIDE LUTHERAN CHURCH	342	363	3	0	19
0025 25 M-SIDE COLLEGE EPPLEY	429	461	1	0	18
0026 26 EAST MIDDLE SCHOOL	929	641	0	0	37
0027 27 ST JAMES UNITED METH.	507	474	3	0	18
0028 28 IRVING SCHOOL	109	221	2	3	6
0029 29 WOODBURY	382	242	0	0	16
0030 30 SLOAN	235	181	0	0	11
0031 31 WILLOW	118	64	0	0	5
0032 32 OTO	47	60	0	0	3
0033 33 RUTLAND	120	120	0	0	8
0034 34 SGT BLUFF	723	653	0	0	45
0035 35 ARL-MOV-WOL	527	431	0	0	38
0036 36 BAN-CON	627	390	1	0	26
0037 37 FLOYD	215	136	1	0	9
0038 38 GRG-LIB-LAK	307	243	1	0	17
0039 39 GRT-WES	128	88	0	0	7
0040 40 UNION	182	143	0	0	17
0041 41 LIS-MOR	126	102	0	0	10
0042 42 LITTLE SIOUX	104	72	0	0	7
0043 43 KED-MIL	196	152	0	0	13
0044 44 ROCK	91	55	0	0	4

NUMBERED KEY CANVASS
 RUN DATE:11/08/10 10:08 PM

General Election
 Woodbury County, IA
 November 2, 2010

Official Canvass Report
 REPORT-EL52 PAGE 0011

	VOTES	PERCENT		VOTES	PERCENT
State Senator District 1					
Vote for no more than 1					
01 = Rick Bertrand (REP)	7,581	50.68			
02 = Rick Mullin (DEM)	7,359	49.20	04 = OVER VOTES	7	
03 = WRITE-IN	18	.12	05 = UNDER VOTES	364	

	01	02	03	04	05
0001 1 HEARTLAND BAPTIST CH	681	398	1	1	21
0002 2 CENTRAL ASSEMBLY OF GOD	248	438	0	0	21
0003 3 WEST MIDDLE SCHOOL	501	470	2	0	23
0004 4 EMERSON SCHOOL	204	364	0	0	16
0005 5 RIVERSIDE SCHOOL	285	510	0	0	17
0006 6 FAITH LUTHERAN CHURCH	449	466	1	1	21
0007 7 CRESCENT PARK SCHOOL	398	444	1	0	27
0008 8 AM. LEGION MONAHAN POST	139	265	0	0	11
0009 9 LINCOLN SCHOOL	598	546	1	0	25
0010 10 CLARK SCHOOL	845	365	1	0	36
0011 11 LAMB PRODUCTIONS	69	125	0	0	5
0012 12 BOYS & GIRLS HOME	66	139	0	0	4
0013 13 SIOUX CITY TRANSIT SYS	250	283	1	1	9
0014 14 BOYS & GIRLS HOME	196	287	2	0	15
0015 15 UNITY SCHOOL	216	237	1	0	8
0016 16 TRIMBLE UNITED METH CH	457	454	3	0	21
0017 17 BRYANT SCHOOL	624	462	2	0	19
0018 18 CALVARY LUTHERAN CH	443	373	2	0	30
0019 19 NORTH MIDDLE SCHOOL	797	518	0	0	28
0028 28 IRVING SCHOOL	115	215	0	4	7

NUMBERED KEY CANVASS

RUN DATE:11/08/10 10:08 PM

General Election
Woodbury County, IA
November 2, 2010

Official Canvass Report

REPORT-EL52 PAGE 0012

		VOTES		PERCENT				VOTES		PERCENT	
State Senator District 27											
Vote for no more than 1											
01 = Bill Anderson (REP)		7,883	59.35			04 = OVER VOTES				2	
02 = Marty Pottebaum (DEM)		5,390	40.58			05 = UNDER VOTES				376	
03 = WRITE-IN		10	.08								
		-----	-----								
		01	02	03	04	05					

0020	20	NODLAND SCHOOL	879	503	0	1	30				
0021	21	WASHINGTON HEIGHTS CHA	501	482	0	0	24				
0022	22	MORNINGSIDE LIBRARY	534	472	1	0	25				
0023	23	W.C. COMMUNITY ACTION	418	474	2	0	18				
0024	24	M-SIDE LUTHERAN CHURCH	375	324	3	1	24				
0025	25	M-SIDE COLLEGE EPPLEY	454	427	2	0	26				
0026	26	EAST MIDDLE SCHOOL	987	564	1	0	55				
0027	27	ST JAMES UNITED METH.	544	437	1	0	20				
0029	29	WOODBURY	440	185	0	0	15				
0033	33	RUTLAND	178	60	0	0	10				
0034	34	SGT BLUFF	822	556	0	0	43				
0035	35	ARL-MOV-WOL	641	326	0	0	29				
0036	36	BAN-CON	683	327	0	0	34				
0037	37	FLOYD	217	134	0	0	10				
0040	40	UNION	210	119	0	0	13				

		VOTES PERCENT					VOTES PERCENT	
State Representative District 1								
Vote for no more than 1								
01 = Jeremy Taylor (REP)		4,645	53.62					
02 = David Alan Dawson (DEM)		4,013	46.32			04 = OVER VOTES	2	
03 = WRITE-IN		5	.06			05 = UNDER VOTES	176	
		-----	-----	-----	-----			
		01	02	03	04	05		
		-----	-----	-----	-----	-----		
0001 1 HEARTLAND BAPTIST CH		710	374	3	0	15		
0002 2 CENTRAL ASSEMBLY OF GOD		278	413	0	0	16		
0003 3 WEST MIDDLE SCHOOL		521	460	0	1	14		
0004 4 EMERSON SCHOOL		225	347	0	0	12		
0005 5 RIVERSIDE SCHOOL		321	476	0	0	15		
0006 6 FAITH LUTHERAN CHURCH		477	442	0	1	18		
0007 7 CRESCENT PARK SCHOOL		429	419	0	0	22		
0008 8 AM. LEGION MONAHAN POST		158	245	0	0	12		
0009 9 LINCOLN SCHOOL		652	498	2	0	18		
0010 10 CLARK SCHOOL		874	339	0	0	34		

NUMBERED KEY CANVASS

RUN DATE:11/08/10 10:08 PM

General Election
Woodbury County, IA
November 2, 2010

Official Canvass Report

REPORT-EL52 PAGE 0014

State Representative District 2

VOTES PERCENT

VOTES PERCENT

Vote for no more than 1

- 01 = Cate Bryan (REP)
- 02 = Chris Hall (DEM)
- 03 = WRITE-IN

2,880	45.51
3,438	54.33
10	.16

04 = OVER VOTES
05 = UNDER VOTES

2
158

01 02 03 04 05

0011 11 LAMB PRODUCTIONS	59	137	1	0	2
0012 12 BOYS & GIRLS HOME	58	146	0	0	5
0013 13 SIOUX CITY TRANSIT SYS	202	333	0	0	9
0014 14 BOYS & GIRLS HOME	188	297	2	0	13
0015 15 UNITY SCHOOL	175	275	1	0	11
0016 16 TRIMBLE UNITED METH CH	409	504	2	0	20
0017 17 BRYANT SCHOOL	555	520	1	1	30
0018 18 CALVARY LUTHERAN CH	382	443	1	0	22
0019 19 NORTH MIDDLE SCHOOL	741	564	1	0	37
0028 28 IRVING SCHOOL	111	219	1	1	9

NUMBERED KEY CANVASS

RUN DATE:11/08/10 10:08 PM

General Election
Woodbury County, IA
November 2, 2010

Official Canvass Report

REPORT-EL52 PAGE 0015

State Representative District 53

VOTES PERCENT

VOTES PERCENT

Vote for no more than 1

01 = Daniel Huseman (REP)

02 = WRITE-IN

2,903 99.18

24 .82

03 = OVER VOTES

04 = UNDER VOTES

0

973

	01	02	03	04
0026 26 EAST MIDDLE SCHOOL	167	1	0	48
0029 29 WOODBURY	471	5	0	164
0033 33 RUTLAND	181	1	0	66
0034 34 SGT BLUFF	39	0	0	14
0035 35 ARL-MOV-WOL	737	6	0	253
0036 36 BAN-CON	789	4	0	251
0037 37 FLOYD	269	6	0	86
0040 40 UNION	250	1	0	91

NUMBERED KEY CANVASS

RUN DATE:11/08/10 10:08 PM

General Election
Woodbury County, IA
November 2, 2010

Official Canvass Report

REPORT-EL52 PAGE 0016

		VOTES		PERCENT				VOTES		PERCENT	
State Representative District 54											
Vote for no more than 1											
01 = Ron Jorgensen (REP)		6,345		66.87							
02 = Carlos Venable-Ridley (DEM)		3,136		33.05		04 = OVER VOTES			2		
03 = WRITE-IN		8		.08		05 = UNDER VOTES			270		

		01	02	03	04	05					

0020 20 NODLAND SCHOOL		1038	339	0	0	36					
0021 21 WASHINGTON HEIGHTS CHA		634	342	1	0	30					
0022 22 MORNINGSIDE LIBRARY		610	396	1	1	24					
0023 23 W.C. COMMUNITY ACTION		484	404	2	0	22					
0024 24 M-SIDE LUTHERAN CHURCH		439	258	2	0	28					
0025 25 M-SIDE COLLEGE EPPLEY		539	348	0	1	21					
0026 26 EAST MIDDLE SCHOOL		1036	314	0	0	41					
0027 27 ST JAMES UNITED METH.		666	315	1	0	20					
0034 34 SGT BLUFF		899	420	1	0	48					

		VOTES		PERCENT			VOTES		PERCENT
State Representative District 55									
Vote for no more than 1									
01 = Jason Schultz (REP)		1,767	99.05		03 = OVER VOTES		0		
02 = WRITE-IN		17	.95		04 = UNDER VOTES		663		
		-----	-----						
		01	02	03	04				
		-----	-----	-----	-----				
0030	30 SLOAN	327	3	0	97				
0031	31 WILLOW	140	0	0	47				
0032	32 OTO	72	3	0	35				
0038	38 GRG-LIB-LAK	392	2	0	174				
0039	39 GRT-WES	171	2	0	50				
0041	41 LIS-MOR	182	2	0	54				
0042	42 LITTLE SIOUX	116	2	0	65				
0043	43 KED-MIL	258	1	0	102				
0044	44 ROCK	109	2	0	39				

Board of Supervisors District 1

VOTES PERCENT

VOTES PERCENT

Vote for no more than 1

01 = Mike Hobart (REP) 13,959 46.23
02 = George W. Boykin (DEM) 16,122 53.39
03 = WRITE-IN 114 .38

04 = OVER VOTES
05 = UNDER VOTES

15
1,227

01 02 03 04 05

	01	02	03	04	05
0001 1 HEARTLAND BAPTIST CH	550	523	4	0	25
0002 2 CENTRAL ASSEMBLY OF GOD	211	472	2	0	22
0003 3 WEST MIDDLE SCHOOL	396	560	8	1	31
0004 4 EMERSON SCHOOL	187	377	1	1	18
0005 5 RIVERSIDE SCHOOL	259	531	1	1	20
0006 6 FAITH LUTHERAN CHURCH	372	528	4	0	34
0007 7 CRESCENT PARK SCHOOL	337	507	4	0	22
0008 8 AM. LEGION MONAHAN POST	116	286	0	0	13
0009 9 LINCOLN SCHOOL	477	651	5	1	36
0010 10 CLARK SCHOOL	654	530	7	0	56
0011 11 LAMB PRODUCTIONS	49	139	1	0	10
0012 12 BOYS & GIRLS HOME	55	146	1	0	7
0013 13 SIOUX CITY TRANSIT SYS	202	322	6	0	14
0014 14 BOYS & GIRLS HOME	170	310	2	0	18
0015 15 UNITY SCHOOL	162	280	9	0	11
0016 16 TRIMBLE UNITED METH CH	380	521	3	0	31
0017 17 BRYANT SCHOOL	518	544	1	1	43
0018 18 CALVARY LUTHERAN CH	366	450	2	1	29
0019 19 NORTH MIDDLE SCHOOL	609	673	1	0	60
0020 20 NODLAND SCHOOL	717	635	3	1	57
0021 21 WASHINGTON HEIGHTS CHA	436	538	3	0	30
0022 22 MORNINGSIDE LIBRARY	447	536	3	1	45
0023 23 W.C. COMMUNITY ACTION	355	514	4	0	39
0024 24 M-SIDE LUTHERAN CHURCH	298	396	3	0	30
0025 25 M-SIDE COLLEGE EPPLEY	399	469	5	1	35
0026 26 EAST MIDDLE SCHOOL	850	685	4	0	68
0027 27 ST JAMES UNITED METH.	460	497	7	1	37
0028 28 IRVING SCHOOL	99	231	0	3	8
0029 29 WOODBURY	365	245	4	0	26
0030 30 SLOAN	225	177	3	0	22
0031 31 WILLOW	119	59	0	0	9
0032 32 OTO	45	60	0	0	5
0033 33 RUTLAND	132	106	0	0	10
0034 34 SGT BLUFF	666	675	2	2	76
0035 35 ARL-MOV-WOL	522	415	1	0	58
0036 36 BAN-CON	574	430	3	0	37
0037 37 FLOYD	188	151	3	0	19
0038 38 GRG-LIB-LAK	248	284	2	0	34
0039 39 GRT-WES	130	88	0	0	5
0040 40 UNION	158	170	0	0	14
0041 41 LIS-MOR	128	88	2	0	20
0042 42 LITTLE SIOUX	77	91	0	0	15
0043 43 KED-MIL	169	172	0	0	20
0044 44 ROCK	82	60	0	0	8

	VOTES	PERCENT		VOTES	PERCENT
Board of Supervisors District 3					
Vote for no more than 1					
01 = David Tripp (REP)	16,363	55.48			
02 = Douglas L. Walsh (DEM)	13,105	44.43	04 = OVER VOTES	6	
03 = WRITE-IN	26	.09	05 = UNDER VOTES	1,937	

	01	02	03	04	05
0001 1 HEARTLAND BAPTIST CH	616	419	1	0	66
0002 2 CENTRAL ASSEMBLY OF GOD	248	423	0	0	36
0003 3 WEST MIDDLE SCHOOL	475	469	2	0	50
0004 4 EMERSON SCHOOL	195	362	1	0	26
0005 5 RIVERSIDE SCHOOL	268	508	0	0	36
0006 6 FAITH LUTHERAN CHURCH	400	470	3	0	65
0007 7 CRESCENT PARK SCHOOL	364	447	2	0	57
0008 8 AM. LEGION MONAHAN POST	132	267	0	0	16
0009 9 LINCOLN SCHOOL	558	537	1	0	74
0010 10 CLARK SCHOOL	764	390	1	0	92
0011 11 LAMB PRODUCTIONS	70	123	0	0	6
0012 12 BOYS & GIRLS HOME	67	137	0	0	5
0013 13 SIOUX CITY TRANSIT SYS	230	290	0	0	24
0014 14 BOYS & GIRLS HOME	196	274	0	0	30
0015 15 UNITY SCHOOL	185	255	2	0	20
0016 16 TRIMBLE UNITED METH CH	429	446	2	0	58
0017 17 BRYANT SCHOOL	574	461	0	0	72
0018 18 CALVARY LUTHERAN CH	387	400	2	0	59
0019 19 NORTH MIDDLE SCHOOL	695	543	0	0	105
0020 20 NODLAND SCHOOL	842	480	0	1	90
0021 21 WASHINGTON HEIGHTS CHA	524	423	1	0	59
0022 22 MORNINGSIDE LIBRARY	532	435	1	0	64
0023 23 W.C. COMMUNITY ACTION	437	423	1	1	50
0024 24 M-SIDE LUTHERAN CHURCH	376	312	2	0	37
0025 25 M-SIDE COLLEGE EPPLEY	458	410	1	0	40
0026 26 EAST MIDDLE SCHOOL	996	512	1	0	98
0027 27 ST JAMES UNITED METH.	528	428	1	0	45
0028 28 IRVING SCHOOL	110	214	1	3	13
0029 29 WOODBURY	423	184	0	0	33
0030 30 SLOAN	321	88	0	0	18
0031 31 WILLOW	139	39	0	0	9
0032 32 OTO	59	45	0	0	6
0033 33 RUTLAND	145	81	0	1	21
0034 34 SGT BLUFF	831	490	0	0	100
0035 35 ARL-MOV-WOL	615	294	0	0	87
0036 36 BAN-CON	677	283	0	0	84
0037 37 FLOYD	248	99	0	0	14
0038 38 GRG-LIB-LAK	377	162	0	0	29
0039 39 GRT-WES	136	72	0	0	15
0040 40 UNION	202	113	0	0	27
0041 41 LIS-MOR	130	76	0	0	32
0042 42 LITTLE SIOUX	105	58	0	0	20
0043 43 KED-MIL	210	118	0	0	33
0044 44 ROCK	89	45	0	0	16

		VOTES	PERCENT			VOTES	PERCENT
County Treasurer							
Vote for no more than 1							
01 = Michael R. Clayton (REP)		17,044	56.50				
02 = Kathryn L. Colling (DEM)		13,094	43.41	04 = OVER VOTES		3	
03 = WRITE-IN		26	.09	05 = UNDER VOTES		1,270	

	01	02	03	04	05
0001 1 HEARTLAND BAPTIST CH	625	445	1	0	31
0002 2 CENTRAL ASSEMBLY OF GOD	235	441	0	0	31
0003 3 WEST MIDDLE SCHOOL	484	475	1	0	36
0004 4 EMERSON SCHOOL	205	359	0	0	20
0005 5 RIVERSIDE SCHOOL	281	509	0	0	22
0006 6 FAITH LUTHERAN CHURCH	421	485	0	0	32
0007 7 CRESCENT PARK SCHOOL	388	451	0	0	31
0008 8 AM. LEGION MONAHAN POST	129	272	1	0	13
0009 9 LINCOLN SCHOOL	565	568	0	0	37
0010 10 CLARK SCHOOL	738	441	0	0	68
0011 11 LAMB PRODUCTIONS	67	124	0	0	8
0012 12 BOYS & GIRLS HOME	67	134	2	0	6
0013 13 SIOUX CITY TRANSIT SYS	219	309	0	0	16
0014 14 BOYS & GIRLS HOME	198	278	0	0	24
0015 15 UNITY SCHOOL	190	251	1	0	20
0016 16 TRIMBLE UNITED METH CH	443	452	1	0	39
0017 17 BRYANT SCHOOL	575	494	0	0	38
0018 18 CALVARY LUTHERAN CH	399	406	1	0	42
0019 19 NORTH MIDDLE SCHOOL	731	549	0	0	63
0020 20 NODLAND SCHOOL	907	446	0	1	59
0021 21 WASHINGTON HEIGHTS CHA	563	411	0	0	33
0022 22 MORNINGSIDE LIBRARY	565	428	4	0	35
0023 23 W.C. COMMUNITY ACTION	441	434	2	0	35
0024 24 M-SIDE LUTHERAN CHURCH	394	301	2	0	30
0025 25 M-SIDE COLLEGE EPPLEY	514	367	1	0	27
0026 26 EAST MIDDLE SCHOOL	1069	466	2	0	70
0027 27 ST JAMES UNITED METH.	589	381	1	0	31
0028 28 IRVING SCHOOL	106	222	1	2	10
0029 29 WOODBURY	443	176	1	0	20
0030 30 SLOAN	296	115	0	0	16
0031 31 WILLOW	144	37	0	0	6
0032 32 OTO	64	43	0	0	3
0033 33 RUTLAND	163	71	0	0	14
0034 34 SGT BLUFF	849	502	0	0	70
0035 35 ARL-MOV-WOL	645	295	0	0	56
0036 36 BAN-CON	696	286	2	0	60
0037 37 FLOYD	245	101	0	0	15
0038 38 GRG-LIB-LAK	373	169	1	0	25
0039 39 GRT-WES	155	57	0	0	11
0040 40 UNION	223	102	0	0	17
0041 41 LIS-MOR	154	67	0	0	17
0042 42 LITTLE SIOUX	115	55	1	0	12
0043 43 KED-MIL	265	83	0	0	13
0044 44 ROCK	106	36	0	0	8

	VOTES	PERCENT		VOTES	PERCENT
County Attorney					
Vote for no more than 1					
01 = Patrick PJ Jennings (DEM)	20,035	96.93	03 = OVER VOTES	7	
02 = WRITE-IN	635	3.07	04 = UNDER VOTES	10,760	

	01	02	03	04
0001 1 HEARTLAND BAPTIST CH	648	26	2	426
0002 2 CENTRAL ASSEMBLY OF GOD	550	5	0	152
0003 3 WEST MIDDLE SCHOOL	627	22	0	347
0004 4 EMERSON SCHOOL	450	12	2	120
0005 5 RIVERSIDE SCHOOL	635	10	0	167
0006 6 FAITH LUTHERAN CHURCH	633	19	0	286
0007 7 CRESCENT PARK SCHOOL	585	17	0	268
0008 8 AM. LEGION MONAHAN POST	317	7	1	90
0009 9 LINCOLN SCHOOL	778	20	1	371
0010 10 CLARK SCHOOL	707	42	0	498
0011 11 LAMB PRODUCTIONS	146	3	0	50
0012 12 BOYS & GIRLS HOME	163	6	0	40
0013 13 SIOUX CITY TRANSIT SYS	391	19	0	134
0014 14 BOYS & GIRLS HOME	363	13	0	124
0015 15 UNITY SCHOOL	332	16	0	114
0016 16 TRIMBLE UNITED METH CH	638	16	0	281
0017 17 BRYANT SCHOOL	696	24	0	387
0018 18 CALVARY LUTHERAN CH	570	20	0	258
0019 19 NORTH MIDDLE SCHOOL	878	29	0	436
0020 20 NODLAND SCHOOL	843	26	0	544
0021 21 WASHINGTON HEIGHTS CHA	659	19	0	329
0022 22 MORNINGSIDE LIBRARY	667	25	0	340
0023 23 W.C. COMMUNITY ACTION	631	26	0	255
0024 24 M-SIDE LUTHERAN CHURCH	477	13	0	237
0025 25 M-SIDE COLLEGE EPPLEY	602	16	0	291
0026 26 EAST MIDDLE SCHOOL	910	26	0	671
0027 27 ST JAMES UNITED METH.	629	22	0	351
0028 28 IRVING SCHOOL	254	4	1	82
0029 29 WOODBURY	316	22	0	302
0030 30 SLOAN	256	9	0	162
0031 31 WILLOW	103	1	0	83
0032 32 OTO	79	0	0	31
0033 33 RUTLAND	150	2	0	96
0034 34 SGT BLUFF	905	20	0	496
0035 35 ARL -MOV-WOL	550	11	0	435
0036 36 BAN-CON	540	31	0	473
0037 37 FLOYD	197	5	0	159
0038 38 GRG-LIB-LAK	353	8	0	207
0039 39 GRT-WES	125	2	0	96
0040 40 UNION	184	11	0	147
0041 41 LIS-MOR	121	1	0	116
0042 42 LITTLE SIOUX	102	0	0	81
0043 43 KED-MIL	196	5	0	160
0044 44 ROCK	79	4	0	67

NUMBERED KEY CANVASS

RUN DATE:11/08/10 10:08 PM

General Election
Woodbury County, IA
November 2, 2010

Official Canvass Report

REPORT-EL52 PAGE 0022

Arlington Township Trustee

VOTES PERCENT

VOTES PERCENT

Vote for no more than 1

01 = Vicki Hulse

114 98.28

03 = OVER VOTES

0

02 = WRITE-IN

2 1.72

04 = UNDER VOTES

33

01 02 03 04

114 2 0 33

0035 35 ARL-MOV-WOL

NUMBERED KEY CANVASS

General Election
Woodbury County, IA
November 2, 2010

Official Canvass Report

RUN DATE:11/08/10 10:08 PM

REPORT-EL52 PAGE 0023

Arlington Township Clerk

VOTES PERCENT

VOTES PERCENT

Vote for no more than 1

01 = Evelyn Stubbs

02 = WRITE-IN

112 99.12

1 .88

03 = OVER VOTES

04 = UNDER VOTES

0

36

01	02	03	04
112	1	0	36

0035 35 ARL-MOV-WOL

NUMBERED KEY CANVASS

RUN DATE:11/08/10 10:08 PM

General Election
Woodbury County, IA
November 2, 2010

Official Canvass Report

REPORT-EL52 PAGE 0024

Banner Township Trustee
Vote for no more than 1
01 = Charles Hoeiker
02 = WRITE-IN

VOTES PERCENT

VOTES PERCENT

115 99.14
1 .86

03 = OVER VOTES
04 = UNDER VOTES

0
37

01	02	03	04
115	1	0	37

0036 36 BAN-CON

NUMBERED KEY CANVASS

General Election
Woodbury County, IA
November 2, 2010

Official Canvass Report

RUN DATE:11/08/10 10:08 PM

REPORT-EL52 PAGE 0025

Banner Township Trustee

VOTES PERCENT

VOTES PERCENT

Vote for no more than 1

01 = Wallace E. Sorensen

101 97.12

03 = OVER VOTES

1

02 = WRITE-IN

3 2.88

04 = UNDER VOTES

48

01 02 03 04

101 3 1 48

0036 36 BAN-CON

NUMBERED KEY CANVASS

RUN DATE:11/08/10 10:08 PM

General Election
Woodbury County, IA
November 2, 2010

Official Canvass Report

REPORT-EL52 PAGE 0026

Banner Township Clerk
Vote for no more than 1
01 = WRITE-IN
02 = OVER VOTES

VOTES PERCENT

VOTES PERCENT

9 100.00

0

03 = UNDER VOTES

144

01	02	03
9	0	144

0036 36 BAN-CON

NUMBERED KEY CANVASS

General Election
Woodbury County, IA
November 2, 2010

Official Canvass Report

RUN DATE:11/08/10 10:08 PM

REPORT-EL52 PAGE 0027

		VOTES	PERCENT			VOTES	PERCENT
Concord Townshp Trustee CONCORD TOWNSHIP							
Vote for no more than 1							
01 = Roger L. Milligan		341	98.84	03 = OVER VOTES		0	
02 = WRITE-IN		4	1.16	04 = UNDER VOTES		185	

		01	02	03	04		

0036 36 BAN-CON		341	4	0	185		

NUMBERED KEY CANVASS

RUN DATE:11/08/10 10:08 PM

General Election
Woodbury County, IA
November 2, 2010

Official Canvass Report

REPORT-EL52 PAGE 0028

Concord Township Clerk
Vote for no more than 1
01 = Ida M. Milligan
02 = WRITE-IN

VOTES PERCENT

VOTES PERCENT

331 98.51
5 1.49

03 = OVER VOTES
04 = UNDER VOTES

0
194

01	02	03	04

331	5	0	194

0036 36 BAN-CON

NUMBERED KEY CANVASS

General Election
Woodbury County, IA
November 2, 2010

Official Canvass Report

RUN DATE:11/08/10 10:08 PM

REPORT-EL52 PAGE 0029

Floyd Township Trustee

VOTES PERCENT

VOTES PERCENT

Vote for no more than 1

01 = WRITE-IN

02 = OVER VOTES

18 100.00

0

03 = UNDER VOTES

253

01 02 03

18 0 253

0037 37 FLOYD

NUMBERED KEY CANVASS

RUN DATE:11/08/10 10:08 PM

General Election
Woodbury County, IA
November 2, 2010

Official Canvass Report

REPORT-EL52 PAGE 0030

Floyd Township Clerk

Vote for no more than 1

01 = Ava M. Lewon

02 = WRITE-IN

VOTES PERCENT

VOTES PERCENT

178 98.89

2 1.11

03 = OVER VOTES

04 = UNDER VOTES

0

91

01	02	03	04
178	2	0	91

0037 37 FLOYD

NUMBERED KEY CANVASS

General Election
Woodbury County, IA
November 2, 2010

Official Canvass Report

RUN DATE:11/08/10 10:08 PM

REPORT-EL52 PAGE 0031

Grange Township Trustee
Vote for no more than 1
01 = WRITE-IN
02 = OVER VOTES

VOTES PERCENT

VOTES PERCENT

13 100.00
0

03 = UNDER VOTES

73

01 02 03

13 0 73

0038 38 GRG-LIB-LAK

NUMBERED KEY CANVASS

RUN DATE:11/08/10 10:08 PM

General Election
Woodbury County, IA
November 2, 2010

Official Canvass Report

REPORT-EL52 PAGE 0032

Grange Township Clerk
Vote for no more than 1
01 = Peggy Powell
02 = WRITE-IN

VOTES PERCENT

VOTES PERCENT

54 100.00
0

03 = OVER VOTES
04 = UNDER VOTES

0
32

01	02	03	04

54	0	0	32

0038 38 GRG-LIB-LAK

NUMBERED KEY CANVASS

RUN DATE:11/08/10 10:08 PM

General Election
Woodbury County, IA
November 2, 2010

Official Canvass Report

REPORT-EL52 PAGE 0033

Grant Township Trustee
Vote for no more than 1
01 = Karl Paulsen
02 = WRITE-IN

VOTES PERCENT

VOTES PERCENT

57 98.28
1 1.72

03 = OVER VOTES
04 = UNDER VOTES

0
22

01	02	03	04
57	1	0	22

0039 39 GRT-WES

NUMBERED KEY CANVASS

RUN DATE:11/08/10 10:08 PM

General Election
Woodbury County, IA
November 2, 2010

Official Canvass Report

REPORT-EL52 PAGE 0034

Grant Township Clerk

VOTES PERCENT

VOTES PERCENT

Vote for no more than 1

01 = Alesha Paulsen

02 = WRITE-IN

55 98.21

1 1.79

03 = OVER VOTES

04 = UNDER VOTES

0

24

01	02	03	04

55	1	0	24

0039 39 GRT-WES

NUMBERED KEY CANVASS

RUN DATE:11/08/10 10:08 PM

General Election
Woodbury County, IA
November 2, 2010

Official Canvass Report

REPORT-EL52 PAGE 0035

Kedron Township Trustee

Vote for no more than 1

01 = WRITE-IN

02 = OVER VOTES

VOTES PERCENT

VOTES PERCENT

10 100.00

0

03 = UNDER VOTES

64

01	02	03
10	0	64

10	0	64
----	---	----

0043 43 KED-MIL

NUMBERED KEY CANVASS

RUN DATE:11/08/10 10:08 PM

General Election
Woodbury County, IA
November 2, 2010

Official Canvass Report

REPORT-EL52 PAGE 0036

Kedron Township Clerk

VOTES PERCENT

VOTES PERCENT

Vote for no more than 1

01 = WRITE-IN

8 100.00

02 = OVER VOTES

0

03 = UNDER VOTES

66

01 02 03

8 0 66

0043 43 KED-MIL

NUMBERED KEY CANVASS

General Election
Woodbury County, IA
November 2, 2010

Official Canvass Report

RUN DATE:11/08/10 10:08 PM

REPORT-EL52 PAGE 0037

Lakeport Township Trustee

VOTES PERCENT

VOTES PERCENT

Vote for no more than 1

01 = Terry Small

56 96.55

03 = OVER VOTES

0

02 = WRITE-IN

2 3.45

04 = UNDER VOTES

12

01	02	03	04

0038 38 GRG-LIB-LAK

56	2	0	12
----	---	---	----

NUMBERED KEY CANVASS

RUN DATE:11/08/10 10:08 PM

General Election
Woodbury County, IA
November 2, 2010

Official Canvass Report

REPORT-EL52 PAGE 0038

Lakeport Township Clerk
Vote for no more than 1
01 = Robert Gay
02 = WRITE-IN

VOTES PERCENT

VOTES PERCENT

57 100.00
0

03 = OVER VOTES
04 = UNDER VOTES

0
13

01	02	03	04
57	0	0	13

0038 38 GRG-LIB-LAK

NUMBERED KEY CANVASS

General Election
Woodbury County, IA
November 2, 2010

Official Canvass Report

RUN DATE:11/08/10 10:08 PM

REPORT-EL52 PAGE 0039

Liberty Township Trustee
Vote for no more than 1
01 = Adam Lee
02 = WRITE-IN

VOTES PERCENT

VOTES PERCENT

209 95.87
9 4.13

03 = OVER VOTES
04 = UNDER VOTES

0
82

01	02	03	04
209	9	0	82

0038 38 GRG-LIB-LAK

NUMBERED KEY CANVASS

RUN DATE:11/08/10 10:08 PM

General Election
Woodbury County, IA
November 2, 2010

Official Canvass Report

REPORT-EL52 PAGE 0040

Liberty Township Clerk
Vote for no more than 1
01 = Barbara Parker
02 = WRITE-IN

VOTES PERCENT

VOTES PERCENT

200 86.96
30 13.04

03 = OVER VOTES
04 = UNDER VOTES

0
70

01	02	03	04

200	30	0	70

0038 38 GRG-LIB-LAK

NUMBERED KEY CANVASS

General Election
Woodbury County, IA
November 2, 2010

Official Canvass Report

RUN DATE:11/08/10 10:08 PM

REPORT-EL52 PAGE 0041

Liston Township Trustee
Vote for no more than 1
01 = John E. Fick
02 = WRITE-IN

VOTES PERCENT

VOTES PERCENT

47 100.00
0

03 = OVER VOTES
04 = UNDER VOTES

0
18

01	02	03	04
47	0	0	18

0041 41 LIS-MOR

NUMBERED KEY CANVASS

RUN DATE:11/08/10 10:08 PM

General Election
Woodbury County, IA
November 2, 2010

Official Canvass Report

REPORT-EL52 PAGE 0042

Liston Township Clerk
Vote for no more than 1
01 = Mary Ann Sohm
02 = WRITE-IN

VOTES PERCENT

VOTES PERCENT

47 100.00
0

03 = OVER VOTES
04 = UNDER VOTES

0
18

01	02	03	04

47	0	0	18

0041 41 LIS-MOR

NUMBERED KEY CANVASS

General Election
Woodbury County, IA
November 2, 2010

Official Canvass Report

RUN DATE:11/08/10 10:08 PM

REPORT-EL52 PAGE 0043

Little Sioux Township Trustee

VOTES PERCENT

VOTES PERCENT

Vote for no more than 1

01 = WRITE-IN

14 100.00

02 = OVER VOTES

0

03 = UNDER VOTES

85

01 02 03

0042 42 LITTLE SIOUX

14 0 85

NUMBERED KEY CANVASS

RUN DATE:11/08/10 10:08 PM

General Election
Woodbury County, IA
November 2, 2010

Official Canvass Report

REPORT-EL52 PAGE 0044

Little Sioux Township Clerk
Vote for no more than 1
01 = Macil Claus
02 = WRITE-IN

VOTES PERCENT

VOTES PERCENT

65 98.48
1 1.52

03 = OVER VOTES
04 = UNDER VOTES

0
33

01	02	03	04

65	1	0	33

0042 42 LITTLE SIOUX

NUMBERED KEY CANVASS

RUN DATE:11/08/10 10:08 PM

General Election
Woodbury County, IA
November 2, 2010

Official Canvass Report

REPORT-EL52 PAGE 0045

	VOTES		PERCENT		VOTES		PERCENT
Miller Township Trustee							
Vote for no more than 1							
01 = Brian W. Baldwin		50	98.04	03 = OVER VOTES		0	
02 = WRITE-IN		1	1.96	04 = UNDER VOTES		13	

	01	02	03	04			

0043 43 KED-MIL	50	1	0	13			

NUMBERED KEY CANVASS

RUN DATE:11/08/10 10:08 PM

General Election
Woodbury County, IA
November 2, 2010

Official Canvass Report

REPORT-EL52 PAGE 0046

Miller Township Clerk

Vote for no more than 1

01 = WRITE-IN

02 = OVER VOTES

VOTES PERCENT

7 100.00

0

03 = UNDER VOTES

VOTES PERCENT

57

01	02	03

7	0	57

0043 43 KED-MIL

NUMBERED KEY CANVASS

RUN DATE:11/08/10 10:08 PM

General Election
Woodbury County, IA
November 2, 2010

Official Canvass Report

REPORT-EL52 PAGE 0047

	VOTES	PERCENT		VOTES	PERCENT
Morgan Township Trustee					
Vote for no more than 1					
01 = WRITE-IN	6	100.00			
02 = OVER VOTES	0		03 = UNDER VOTES	46	

	01	02	03		

0041 41 LIS-MOR	6	0	46		

NUMBERED KEY CANVASS

RUN DATE:11/08/10 10:08 PM

General Election
Woodbury County, IA
November 2, 2010

Official Canvass Report

REPORT-EL52 PAGE 0048

Morgan Township Clerk

Vote for no more than 1

01 = WRITE-IN

02 = OVER VOTES

VOTES PERCENT

4 100.00

0

03 = UNDER VOTES

VOTES PERCENT

48

01	02	03

4	0	48

0041 41 LIS-MOR

NUMBERED KEY CANVASS

RUN DATE:11/08/10 10:08 PM

General Election
Woodbury County, IA
November 2, 2010

Official Canvass Report

REPORT-EL52 PAGE 0049

Moville Township Trustee
Vote for no more than 1
01 = WRITE-IN
02 = OVER VOTES

VOTES PERCENT

VOTES PERCENT

12 100.00
0

03 = UNDER VOTES

124

01	02	03
12	0	124

0035 35 ARL-MOV-WOL

NUMBERED KEY CANVASS

RUN DATE:11/08/10 10:08 PM

General Election
Woodbury County, IA
November 2, 2010

Official Canvass Report

REPORT-EL52 PAGE 0050

Moville Township Clerk
Vote for no more than 1
01 = WRITE-IN
02 = OVER VOTES

VOTES PERCENT

VOTES PERCENT

9 100.00

0

03 = UNDER VOTES

127

01	02	03

9	0	127

0035 35 ARL-MOV-WOL

NUMBERED KEY CANVASS

RUN DATE:11/08/10 10:08 PM

General Election
Woodbury County, IA
November 2, 2010

Official Canvass Report

REPORT-EL52 PAGE 0051

Oto Township Trustee

Vote for no more than 1

01 = James R. Pierick

02 = WRITE-IN

VOTES PERCENT

VOTES PERCENT

55 100.00

0

03 = OVER VOTES

04 = UNDER VOTES

0

19

01 02 03 04

55 0 0 19

0032 32 OTO

NUMBERED KEY CANVASS

RUN DATE:11/08/10 10:08 PM

General Election
Woodbury County, IA
November 2, 2010

Official Canvass Report

REPORT-EL52 PAGE 0052

Oto Township Clerk

Vote for no more than 1

01 = WRITE-IN

02 = OVER VOTES

VOTES PERCENT

VOTES PERCENT

4 100.00

0

03 = UNDER VOTES

70

01	02	03

4	0	70

0032 32 OTO

NUMBERED KEY CANVASS

RUN DATE:11/08/10 10:08 PM

General Election
Woodbury County, IA
November 2, 2010

Official Canvass Report

REPORT-EL52 PAGE 0053

Rock Township Trustee
Vote for no more than 1
01 = Jason Meins
02 = WRITE-IN

VOTES PERCENT

VOTES PERCENT

55 98.21
1 1.79

03 = OVER VOTES
04 = UNDER VOTES

0
15

01	02	03	04
55	1	0	15

0044 44 ROCK

NUMBERED KEY CANVASS

RUN DATE:11/08/10 10:08 PM

General Election
Woodbury County, IA
November 2, 2010

Official Canvass Report

REPORT-EL52 PAGE 0054

Rock Township Clerk

Vote for no more than 1

01 = Gary Sobieski

02 = WRITE-IN

VOTES PERCENT

57 100.00
0

03 = OVER VOTES
04 = UNDER VOTES

VOTES PERCENT

0
14

01	02	03	04

57	0	0	14

0044 44 ROCK

NUMBERED KEY CANVASS

General Election
Woodbury County, IA
November 2, 2010

Official Canvass Report

RUN DATE:11/08/10 10:08 PM

REPORT-EL52 PAGE 0055

		VOTES	PERCENT			VOTES	PERCENT
Rutland Township Trustee	RUTLAND TOWNSHIP						
Vote for no more than 1							
01 = WRITE-IN		10	100.00				
02 = OVER VOTES		0		03 = UNDER VOTES		107	

	01 02 03						

0033 33 RUTLAND		10	0	107			

NUMBERED KEY CANVASS

RUN DATE:11/08/10 10:08 PM

General Election
Woodbury County, IA
November 2, 2010

Official Canvass Report

REPORT-EL52 PAGE 0056

		VOTES	PERCENT			VOTES	PERCENT
Rutland Township Clerk	RUTLAND TOWNSHIP						
Vote for no more than 1							
01 = Wayne Rieckmann		79	100.00	03 = OVER VOTES		0	
02 = WRITE-IN		0		04 = UNDER VOTES		38	

	01 02 03 04						

0033 33 RUTLAND	79 0 0 38						

NUMBERED KEY CANVASS

RUN DATE:11/08/10 10:08 PM

General Election
Woodbury County, IA
November 2, 2010

Official Canvass Report

REPORT-EL52 PAGE 0057

Sloan Township Trustee
Vote for no more than 1
01 = Matt J. Topf
02 = WRITE-IN

VOTES PERCENT

VOTES PERCENT

20 100.00
0

03 = OVER VOTES
04 = UNDER VOTES

0
3

01	02	03	04
20	0	0	3

0030 30 SLOAN

NUMBERED KEY CANVASS

RUN DATE:11/08/10 10:08 PM

General Election
Woodbury County, IA
November 2, 2010

Official Canvass Report

REPORT-EL52 PAGE 0058

	VOTES		PERCENT			VOTES		PERCENT	
Sloan Township Trustee									
Vote for no more than 2									
01 = Frederick E. Johnson			15	44.12					
02 = Maurice D. Wilt			19	55.88	04 = OVER VOTES			0	
03 = WRITE-IN			0		05 = UNDER VOTES			12	

	01	02	03	04	05				

0030 30 SLOAN	15	19	0	0	12				

NUMBERED KEY CANVASS

General Election
Woodbury County, IA
November 2, 2010

Official Canvass Report

RUN DATE:11/08/10 10:08 PM

REPORT-EL52 PAGE 0059

Sloan Township Clerk

VOTES PERCENT

VOTES PERCENT

Vote for no more than 1

01 = Kay Ping

02 = WRITE-IN

20 95.24

1 4.76

03 = OVER VOTES

04 = UNDER VOTES

0

2

01	02	03	04

20	1	0	2

0030 30 SLOAN

NUMBERED KEY CANVASS

RUN DATE:11/08/10 10:08 PM

General Election
Woodbury County, IA
November 2, 2010

Official Canvass Report

REPORT-EL52 PAGE 0060

	VOTES		PERCENT			VOTES		PERCENT	
Union Township Trustee									
Vote for no more than 1									
01 = Keith E. Goodwin		77		97.47	03 = OVER VOTES		0		
02 = WRITE-IN		2		2.53	04 = UNDER VOTES		19		

	01	02	03	04					

0040 40 UNION	77	2	0	19					

NUMBERED KEY CANVASS

RUN DATE:11/08/10 10:08 PM

General Election
Woodbury County, IA
November 2, 2010

Official Canvass Report

REPORT-EL52 PAGE 0061

Union Township Clerk
Vote for no more than 1
01 = Andrew J. Linn
02 = WRITE-IN

VOTES PERCENT

VOTES PERCENT

86 100.00
0

03 = OVER VOTES
04 = UNDER VOTES

0
12

01	02	03	04
86	0	0	12

0040 40 UNION

NUMBERED KEY CANVASS

RUN DATE:11/08/10 10:08 PM

General Election
Woodbury County, IA
November 2, 2010

Official Canvass Report

REPORT-EL52 PAGE 0062

Westfork Township Trustee
Vote for no more than 1
01 = Charles Holst
02 = WRITE-IN

VOTES PERCENT

VOTES PERCENT

115 97.46
3 2.54

03 = OVER VOTES
04 = UNDER VOTES

0
25

01	02	03	04

115	3	0	25

0039 39 GRT-WES

NUMBERED KEY CANVASS

RUN DATE:11/08/10 10:08 PM

General Election
Woodbury County, IA
November 2, 2010

Official Canvass Report

REPORT-EL52 PAGE 0063

Westfork Township Clerk
Vote for no more than 1
01 = Michael Baird
02 = WRITE-IN

VOTES PERCENT

VOTES PERCENT

120 100.00
0

03 = OVER VOTES
04 = UNDER VOTES

0
23

01	02	03	04

120	0	0	23

0039 39 GRT-WES

NUMBERED KEY CANVASS

RUN DATE:11/08/10 10:08 PM

General Election
Woodbury County, IA
November 2, 2010

Official Canvass Report

REPORT-EL52 PAGE 0064

	VOTES		PERCENT			VOTES		PERCENT	
Willow Township Trustee									
Vote for no more than 1									
01 = Sylvia Dietrich		81		98.78	03 = OVER VOTES		0		
02 = WRITE-IN		1		1.22	04 = UNDER VOTES		25		

	01	02	03	04					

0031 31 WILLOW	81	1	0	25					

NUMBERED KEY CANVASS

RUN DATE:11/08/10 10:08 PM

General Election
Woodbury County, IA
November 2, 2010

Official Canvass Report

REPORT-EL52 PAGE 0065

	VOTES		PERCENT		VOTES		PERCENT
Willow Township Trustee							
Vote for no more than 1							
01 = Deborah C. Sulsberger		89	100.00	03 = OVER VOTES		0	
02 = WRITE-IN		0		04 = UNDER VOTES		18	

	01	02	03	04			

0031 31 WILLOW	89	0	0	18			

NUMBERED KEY CANVASS

General Election
Woodbury County, IA
November 2, 2010

Official Canvass Report

RUN DATE:11/08/10 10:08 PM

REPORT-EL52 PAGE 0066

	VOTES	PERCENT		VOTES	PERCENT
Willow Township Clerk					
Vote for no more than 1					
01 = Jerry W. White	85	98.84	03 = OVER VOTES	0	
02 = WRITE-IN	1	1.16	04 = UNDER VOTES	21	

	01	02	03	04	

0031 31 WILLOW	85	1	0	21	

NUMBERED KEY CANVASS

RUN DATE:11/08/10 10:08 PM

General Election
Woodbury County, IA
November 2, 2010

Official Canvass Report

REPORT-EL52 PAGE 0067

Wolfcreek Township Trustee

VOTES PERCENT

VOTES PERCENT

Vote for no more than 1

01 = Larry Fixsel

75 100.00

03 = OVER VOTES

0

02 = WRITE-IN

0

04 = UNDER VOTES

14

01 02 03 04

75 0 0 14

0035 35 ARL-MOV-WOL

NUMBERED KEY CANVASS

RUN DATE:11/08/10 10:08 PM

General Election
Woodbury County, IA
November 2, 2010

Official Canvass Report

REPORT-EL52 PAGE 0068

		VOTES	PERCENT			VOTES	PERCENT
Wolf Creek Township Clerk WOLFCREEK TOWNSHIP							
Vote for no more than 1							
01 = Linda Fixsel		74	100.00	03 = OVER VOTES		0	
02 = WRITE-IN		0		04 = UNDER VOTES		15	

	01 02 03 04						

0035 35 ARL-MOV-WOL	74 0 0 15						

NUMBERED KEY CANVASS

General Election
Woodbury County, IA
November 2, 2010

Official Canvass Report

RUN DATE:11/08/10 10:08 PM

REPORT-EL52 PAGE 0069

Woodbury Township Trustee

VOTES PERCENT

VOTES PERCENT

Vote for no more than 1

01 = WRITE-IN

31 100.00

02 = OVER VOTES

0

03 = UNDER VOTES

609

01 02 03

31 0 609

0029 29 WOODBURY

NUMBERED KEY CANVASS

RUN DATE:11/08/10 10:08 PM

General Election
Woodbury County, IA
November 2, 2010

Official Canvass Report

REPORT-EL52 PAGE 0070

Woodbury Township Clerk
Vote for no more than 1
01 = WRITE-IN
02 = OVER VOTES

VOTES PERCENT

VOTES PERCENT

22 100.00
0

03 = UNDER VOTES

618

01	02	03
22	0	618

0029 29 WOODBURY

		VOTES	PERCENT			VOTES	PERCENT
Soil & Water Cons. District Comm.							
Vote for no more than 2							
01 = Gary L. Walters		15,844	50.64				
02 = Kelly W. Ingenthron		15,284	48.85	04 = OVER VOTES		10	
03 = WRITE-IN		160	.51	05 = UNDER VOTES		31,576	

01 02 03 04 05

0001 1 HEARTLAND BAPTIST CH	544	527	6	0	1127
0002 2 CENTRAL ASSEMBLY OF GOD	331	350	3	0	730
0003 3 WEST MIDDLE SCHOOL	480	461	6	0	1045
0004 4 EMERSON SCHOOL	265	243	3	0	657
0005 5 RIVERSIDE SCHOOL	371	379	2	0	872
0006 6 FAITH LUTHERAN CHURCH	440	432	4	2	998
0007 7 CRESCENT PARK SCHOOL	401	381	9	0	949
0008 8 AM. LEGION MONAHAN POST	194	173	1	0	462
0009 9 LINCOLN SCHOOL	595	582	3	0	1160
0010 10 CLARK SCHOOL	621	622	3	0	1248
0011 11 LAMB PRODUCTIONS	77	79	0	0	242
0012 12 BOYS & GIRLS HOME	108	96	3	0	211
0013 13 SIOUX CITY TRANSIT SYS	242	243	1	0	602
0014 14 BOYS & GIRLS HOME	218	219	5	0	558
0015 15 UNITY SCHOOL	221	205	2	0	496
0016 16 TRIMBLE UNITED METH CH	459	426	6	0	979
0017 17 BRYANT SCHOOL	569	575	6	0	1064
0018 18 CALVARY LUTHERAN CH	423	410	3	0	860
0019 19 NORTH MIDDLE SCHOOL	698	671	5	0	1312
0020 20 NODLAND SCHOOL	755	781	6	2	1282
0021 21 WASHINGTON HEIGHTS CHA	512	559	3	0	940
0022 22 MORNINGSIDE LIBRARY	503	508	9	0	1044
0023 23 W.C. COMMUNITY ACTION	434	492	4	0	894
0024 24 M-SIDE LUTHERAN CHURCH	344	357	9	0	744
0025 25 M-SIDE COLLEGE EPPLEY	474	471	9	0	864
0026 26 EAST MIDDLE SCHOOL	795	849	6	0	1564
0027 27 ST JAMES UNITED METH.	507	549	6	0	942
0028 28 IRVING SCHOOL	165	138	3	2	374
0029 29 WOODBURY	344	341	3	0	592
0030 30 SLOAN	262	209	3	0	380
0031 31 WILLOW	102	71	1	0	200
0032 32 OTO	66	55	1	0	98
0033 33 RUTLAND	140	112	0	0	244
0034 34 SGT BLUFF	745	750	6	2	1339
0035 35 ARL-MOV-WOL	545	428	3	2	1014
0036 36 BAN-CON	555	512	2	0	1019
0037 37 FLOYD	189	154	3	0	376
0038 38 GRG-LIB-LAK	308	265	4	0	559
0039 39 GRT-WES	149	103	3	0	191
0040 40 UNION	191	135	3	0	355
0041 41 LIS-MOR	125	80	0	0	271
0042 42 LITTLE SIOUX	85	80	2	0	199
0043 43 KED-MIL	211	147	0	0	364
0044 44 ROCK	81	64	0	0	155

	VOTES	PERCENT		VOTES	PERCENT
County Ag. Extension Council					
Vote for no more than 5					
01 = Catherine B. Bishop	13,406	18.80			
02 = J. Douglas Robbins	11,635	16.31	06 = Jamie C. Johnson	12,282	17.22
03 = Lillian Lopez	8,833	12.38	07 = WRITE-IN	223	.31
04 = Lane Tabke	11,449	16.05	08 = OVER VOTES	215	
05 = Mary Bertram	13,498	18.92	09 = UNDER VOTES	85,644	

	01	02	03	04	05	06	07	08	09
0001 1 HEARTLAND BAPTIST CH	446	408	299	368	443	408	7	10	3121
0002 2 CENTRAL ASSEMBLY OF GOD	296	274	205	226	303	274	6	10	1941
0003 3 WEST MIDDLE SCHOOL	395	349	267	316	393	362	5	5	2888
0004 4 EMERSON SCHOOL	235	185	163	190	243	214	2	0	1688
0005 5 RIVERSIDE SCHOOL	333	309	210	269	341	323	2	15	2258
0006 6 FAITH LUTHERAN CHURCH	395	307	297	265	396	305	5	10	2710
0007 7 CRESCENT PARK SCHOOL	325	294	251	275	342	313	13	5	2532
0008 8 AM. LEGION MONAHAN POST	158	144	143	114	162	142	1	5	1206
0009 9 LINCOLN SCHOOL	485	419	333	396	489	417	20	0	3291
0010 10 CLARK SCHOOL	471	440	358	394	486	458	7	5	3616
0011 11 LAMB PRODUCTIONS	58	53	60	48	62	57	0	0	657
0012 12 BOYS & GIRLS HOME	89	77	73	71	83	82	3	5	562
0013 13 SIOUX CITY TRANSIT SYS	209	181	131	171	225	201	1	10	1591
0014 14 BOYS & GIRLS HOME	188	162	164	165	191	183	1	0	1446
0015 15 UNITY SCHOOL	210	175	127	149	203	174	4	0	1268
0016 16 TRIMBLE UNITED METH CH	389	318	256	314	418	353	7	5	2615
0017 17 BRYANT SCHOOL	497	426	327	391	476	428	12	0	2978
0018 18 CALVARY LUTHERAN CH	372	322	226	303	382	332	2	15	2286
0019 19 NORTH MIDDLE SCHOOL	628	516	410	467	610	528	5	5	3546
0020 20 NODLAND SCHOOL	591	547	386	521	623	548	8	5	3836
0021 21 WASHINGTON HEIGHTS CHA	440	401	294	389	460	395	3	15	2638
0022 22 MORNINGSIDE LIBRARY	438	398	295	369	426	395	8	10	2821
0023 23 W.C. COMMUNITY ACTION	401	309	288	319	417	363	4	10	2449
0024 24 M-SIDE LUTHERAN CHURCH	288	272	206	258	325	264	12	0	2010
0025 25 M-SIDE COLLEGE EPPLEY	403	347	278	326	415	379	9	0	2388
0026 26 EAST MIDDLE SCHOOL	688	616	436	582	697	619	9	5	4383
0027 27 ST JAMES UNITED METH.	461	401	271	375	454	418	3	0	2627
0028 28 IRVING SCHOOL	128	104	128	89	126	118	2	0	1010
0029 29 WOODBURY	295	232	164	237	286	254	8	0	1724
0030 30 SLOAN	203	170	129	198	203	201	2	5	1024
0031 31 WILLOW	79	78	45	85	86	77	0	0	485
0032 32 OTO	52	44	26	51	49	47	0	0	281
0033 33 RUTLAND	98	101	54	121	103	106	1	10	646
0034 34 SGT BLUFF	762	556	386	538	647	623	8	5	3580
0035 35 ARL-MOV-WOL	434	425	307	525	461	459	10	15	2344
0036 36 BAN-CON	456	394	274	463	457	456	8	10	2702
0037 37 FLOYD	145	125	95	175	153	150	0	0	962
0038 38 GRG-LIB-LAK	273	223	142	239	258	265	8	0	1432
0039 39 GRT-WES	101	92	56	120	106	100	5	0	535
0040 40 UNION	143	130	67	176	147	149	8	10	880
0041 41 LIS-MOR	73	62	43	82	72	71	1	0	786
0042 42 LITTLE SIOUX	73	60	43	69	75	69	0	0	526
0043 43 KED-MIL	146	136	84	180	150	149	3	0	957
0044 44 ROCK	56	53	36	70	54	53	0	10	418

	VOTES	PERCENT		VOTES	PERCENT
County Ag. Extension Council					
Vote for no more than 2					
01 = Carrie E. Radloff	9,328	29.36	04 = WRITE-IN	84	.26
02 = Carol P. Nelson	10,744	33.82	05 = OVER VOTES	24	
03 = Jack Burright	11,614	36.56	06 = UNDER VOTES	31,080	

	01	02	03	04	05	06
0001 1 HEARTLAND BAPTIST CH	312	342	359	2	2	1187
0002 2 CENTRAL ASSEMBLY OF GOD	206	237	283	3	0	685
0003 3 WEST MIDDLE SCHOOL	274	324	360	3	0	1031
0004 4 EMERSON SCHOOL	175	191	193	0	0	609
0005 5 RIVERSIDE SCHOOL	253	277	272	3	0	819
0006 6 FAITH LUTHERAN CHURCH	292	309	258	0	2	1015
0007 7 CRESCENT PARK SCHOOL	244	270	294	8	0	924
0008 8 AM. LEGION MONAHAN POST	125	142	134	1	0	428
0009 9 LINCOLN SCHOOL	357	402	374	4	0	1203
0010 10 CLARK SCHOOL	315	376	428	2	0	1373
0011 11 LAMB PRODUCTIONS	49	73	52	0	0	224
0012 12 BOYS & GIRLS HOME	61	84	67	4	0	202
0013 13 SIOUX CITY TRANSIT SYS	173	173	181	0	2	559
0014 14 BOYS & GIRLS HOME	148	177	156	3	0	516
0015 15 UNITY SCHOOL	149	150	158	1	0	466
0016 16 TRIMBLE UNITED METH CH	272	305	317	4	0	972
0017 17 BRYANT SCHOOL	324	376	408	1	0	1105
0018 18 CALVARY LUTHERAN CH	272	283	324	1	2	814
0019 19 NORTH MIDDLE SCHOOL	412	469	492	2	2	1309
0020 20 NODLAND SCHOOL	395	458	525	5	0	1443
0021 21 WASHINGTON HEIGHTS CHA	340	360	380	1	0	933
0022 22 MORNINGSIDE LIBRARY	322	344	361	7	0	1030
0023 23 W.C. COMMUNITY ACTION	326	317	326	3	0	852
0024 24 M-SIDE LUTHERAN CHURCH	229	243	243	1	0	738
0025 25 M-SIDE COLLEGE EPPLEY	277	325	329	2	0	885
0026 26 EAST MIDDLE SCHOOL	459	535	560	5	2	1653
0027 27 ST JAMES UNITED METH.	325	348	367	3	0	961
0028 28 IRVING SCHOOL	90	142	92	0	4	354
0029 29 WOODBURY	192	193	248	3	0	644
0030 30 SLOAN	121	170	195	1	0	367
0031 31 WILLOW	62	72	78	0	0	162
0032 32 OTO	33	40	49	0	0	98
0033 33 RUTLAND	63	91	160	1	0	181
0034 34 SGT BLUFF	482	496	513	1	6	1344
0035 35 ARL-MOV-WOL	271	432	531	0	0	758
0036 36 BAN-CON	300	356	432	3	2	995
0037 37 FLOYD	100	126	156	1	0	339
0038 38 GRG-LIB-LAK	156	213	243	0	0	524
0039 39 GRT-WES	74	97	100	2	0	173
0040 40 UNION	77	122	205	1	0	279
0041 41 LIS-MOR	52	65	79	1	0	279
0042 42 LITTLE SIOUX	52	53	70	0	0	191
0043 43 KED-MIL	82	138	189	1	0	312
0044 44 ROCK	35	48	73	0	0	144

NUMBERED KEY CANVASS

RUN DATE:11/08/10 10:08 PM

General Election
Woodbury County, IA
November 2, 2010

Official Canvass Report

REPORT-EL52 PAGE 0074

		VOTES	PERCENT			VOTES	PERCENT
Council Member To Fill Vacancy CORRECTIONVILLE							
Vote for no more than 1							
01 = Nathan Heilman		187	96.89	03 = OVER VOTES		0	
02 = WRITE-IN		6	3.11	04 = UNDER VOTES		51	

	01 02 03 04						

0040 40 UNION		187	6	0	51		

NUMBERED KEY CANVASS

General Election
Woodbury County, IA
November 2, 2010

Official Canvass Report

RUN DATE:11/08/10 10:08 PM

REPORT-EL52 PAGE 0075

	VOTES		PERCENT			VOTES		PERCENT	
Council Member to Fill Vacancy HORNICK									
Vote for no more than 1									
01 = Charles F. Rose		45		60.81					
02 = David Kendall		27		36.49	04 = OVER VOTES		0		
03 = WRITE-IN		2		2.70	05 = UNDER VOTES		6		

	01	02	03	04	05				

0031 31 WILLOW	45	27	2	0	6				

	VOTES	PERCENT		VOTES	PERCENT
Baker					
Vote for no more than 1					
01 = Yes	12,695	45.80	03 = OVER VOTES	14	
02 = No	15,024	54.20	04 = UNDER VOTES	3,704	

	01	02	03	04
0001 1 HEARTLAND BAPTIST CH	466	498	0	138
0002 2 CENTRAL ASSEMBLY OF GOD	365	240	0	102
0003 3 WEST MIDDLE SCHOOL	405	464	0	127
0004 4 EMERSON SCHOOL	273	213	1	97
0005 5 RIVERSIDE SCHOOL	342	337	1	132
0006 6 FAITH LUTHERAN CHURCH	484	343	1	110
0007 7 CRESCENT PARK SCHOOL	400	340	1	129
0008 8 AM. LEGION MONAHAN POST	176	159	1	79
0009 9 LINCOLN SCHOOL	554	506	2	108
0010 10 CLARK SCHOOL	585	542	0	120
0011 11 LAMB PRODUCTIONS	96	52	0	51
0012 12 BOYS & GIRLS HOME	92	70	0	47
0013 13 SIOUX CITY TRANSIT SYS	229	213	1	101
0014 14 BOYS & GIRLS HOME	233	195	0	72
0015 15 UNITY SCHOOL	188	199	1	74
0016 16 TRIMBLE UNITED METH CH	402	389	0	144
0017 17 BRYANT SCHOOL	488	493	0	126
0018 18 CALVARY LUTHERAN CH	352	378	0	118
0019 19 NORTH MIDDLE SCHOOL	566	630	0	147
0020 20 NODLAND SCHOOL	557	720	0	136
0021 21 WASHINGTON HEIGHTS CHA	418	506	0	83
0022 22 MORNINGSIDE LIBRARY	435	479	0	118
0023 23 W.C. COMMUNITY ACTION	407	419	0	86
0024 24 M-SIDE LUTHERAN CHURCH	316	338	0	73
0025 25 M-SIDE COLLEGE EPPLEY	391	422	0	96
0026 26 EAST MIDDLE SCHOOL	585	847	0	175
0027 27 ST JAMES UNITED METH.	396	506	0	100
0028 28 IRVING SCHOOL	172	98	2	69
0029 29 WOODBURY	209	382	0	49
0030 30 SLOAN	149	238	2	38
0031 31 WILLOW	32	134	0	21
0032 32 OTO	31	62	0	17
0033 33 RUTLAND	79	142	0	27
0034 34 SGT BLUFF	551	731	0	139
0035 35 ARL-MOV-WOL	333	571	1	91
0036 36 BAN-CON	286	642	0	116
0037 37 FLOYD	103	233	0	25
0038 38 GRG-LIB-LAK	168	351	0	49
0039 39 GRT-WES	52	147	0	24
0040 40 UNION	107	201	0	34
0041 41 LIS-MOR	49	159	0	30
0042 42 LITTLE SIOUX	40	119	0	24
0043 43 KED-MIL	88	234	0	39
0044 44 ROCK	45	82	0	23

Streit			VOTES	PERCENT		VOTES	PERCENT
Vote for no more than 1							
01 = Yes			12,271	44.96	03 = OVER VOTES		45
02 = No			15,020	55.04	04 = UNDER VOTES		4,101

	01	02	03	04
0001 1 HEARTLAND BAPTIST CH	458	492	1	151
0002 2 CENTRAL ASSEMBLY OF GOD	357	237	1	112
0003 3 WEST MIDDLE SCHOOL	399	449	1	147
0004 4 EMERSON SCHOOL	267	212	1	104
0005 5 RIVERSIDE SCHOOL	311	343	2	156
0006 6 FAITH LUTHERAN CHURCH	475	336	2	125
0007 7 CRESCENT PARK SCHOOL	376	351	0	143
0008 8 AM. LEGION MONAHAN POST	168	163	0	84
0009 9 LINCOLN SCHOOL	539	506	3	122
0010 10 CLARK SCHOOL	573	546	0	128
0011 11 LAMB PRODUCTIONS	92	57	0	50
0012 12 BOYS & GIRLS HOME	89	72	0	48
0013 13 SIOUX CITY TRANSIT SYS	217	220	1	106
0014 14 BOYS & GIRLS HOME	225	188	1	86
0015 15 UNITY SCHOOL	170	206	0	86
0016 16 TRIMBLE UNITED METH CH	378	393	4	160
0017 17 BRYANT SCHOOL	481	485	3	138
0018 18 CALVARY LUTHERAN CH	336	382	4	126
0019 19 NORTH MIDDLE SCHOOL	548	629	4	162
0020 20 NODLAND SCHOOL	543	719	2	149
0021 21 WASHINGTON HEIGHTS CHA	411	502	2	92
0022 22 MORNINGSIDE LIBRARY	417	477	1	137
0023 23 W.C. COMMUNITY ACTION	384	432	2	94
0024 24 M-SIDE LUTHERAN CHURCH	303	336	1	87
0025 25 M-SIDE COLLEGE EPPLEY	379	427	0	103
0026 26 EAST MIDDLE SCHOOL	559	848	1	199
0027 27 ST JAMES UNITED METH.	376	508	1	117
0028 28 IRVING SCHOOL	167	100	0	74
0029 29 WOODBURY	205	375	2	58
0030 30 SLOAN	150	240	0	37
0031 31 WILLOW	32	131	0	24
0032 32 OTO	27	59	0	24
0033 33 RUTLAND	78	143	0	27
0034 34 SGT BLUFF	537	731	1	152
0035 35 ARL-MOV-WOL	326	567	2	101
0036 36 BAN-CON	282	643	1	118
0037 37 FLOYD	101	229	0	31
0038 38 GRG-LIB-LAK	169	346	1	52
0039 39 GRT-WES	51	147	0	25
0040 40 UNION	101	202	0	39
0041 41 LIS-MOR	45	158	0	35
0042 42 LITTLE SIOUX	40	117	0	26
0043 43 KED-MIL	87	231	0	43
0044 44 ROCK	42	85	0	23

	VOTES	PERCENT		VOTES	PERCENT
Ternus					
Vote for no more than 1					
01 = Yes	12,058	44.40	03 = OVER VOTES	16	
02 = No	15,102	55.60	04 = UNDER VOTES	4,261	

	01	02	03	04
0001 1 HEARTLAND BAPTIST CH	455	496	1	150
0002 2 CENTRAL ASSEMBLY OF GOD	349	236	1	121
0003 3 WEST MIDDLE SCHOOL	395	450	1	150
0004 4 EMERSON SCHOOL	255	218	0	111
0005 5 RIVERSIDE SCHOOL	311	339	0	162
0006 6 FAITH LUTHERAN CHURCH	467	342	2	127
0007 7 CRESCENT PARK SCHOOL	369	345	0	156
0008 8 AM. LEGION MONAHAN POST	173	154	0	88
0009 9 LINCOLN SCHOOL	539	506	1	124
0010 10 CLARK SCHOOL	562	556	0	129
0011 11 LAMB PRODUCTIONS	82	60	0	57
0012 12 BOYS & GIRLS HOME	84	74	0	51
0013 13 SIOUX CITY TRANSIT SYS	214	218	1	111
0014 14 BOYS & GIRLS HOME	218	194	0	88
0015 15 UNITY SCHOOL	171	199	0	92
0016 16 TRIMBLE UNITED METH CH	373	400	0	162
0017 17 BRYANT SCHOOL	458	496	1	152
0018 18 CALVARY LUTHERAN CH	343	374	0	131
0019 19 NORTH MIDDLE SCHOOL	533	629	2	179
0020 20 NODLAND SCHOOL	525	735	1	152
0021 21 WASHINGTON HEIGHTS CHA	402	503	0	102
0022 22 MORNINGSIDE LIBRARY	408	481	0	143
0023 23 W.C. COMMUNITY ACTION	378	434	0	100
0024 24 M-SIDE LUTHERAN CHURCH	296	337	1	93
0025 25 M-SIDE COLLEGE EPPLEY	374	423	0	112
0026 26 EAST MIDDLE SCHOOL	553	849	0	205
0027 27 ST JAMES UNITED METH.	374	509	2	117
0028 28 IRVING SCHOOL	158	102	1	80
0029 29 WOODBURY	198	381	0	61
0030 30 SLOAN	145	245	0	37
0031 31 WILLOW	32	134	0	21
0032 32 OTO	28	60	0	22
0033 33 RUTLAND	78	144	0	26
0034 34 SGT BLUFF	539	726	0	156
0035 35 ARL-MOV-WOL	311	583	0	102
0036 36 BAN-CON	275	653	0	116
0037 37 FLOYD	95	234	0	32
0038 38 GRG-LIB-LAK	163	350	1	54
0039 39 GRT-WES	55	142	0	26
0040 40 UNION	101	201	0	40
0041 41 LIS-MOR	47	155	0	36
0042 42 LITTLE SIOUX	39	117	0	27
0043 43 KED-MIL	90	233	0	38
0044 44 ROCK	43	85	0	22

		VOTES	PERCENT		VOTES	PERCENT
Doyle						
Vote for no more than 1						
01 = Yes		15,479	64.21	03 = OVER VOTES		12
02 = No		8,628	35.79	04 = UNDER VOTES		7,318

	01	02	03	04
0001 1 HEARTLAND BAPTIST CH	575	262	0	265
0002 2 CENTRAL ASSEMBLY OF GOD	392	147	0	168
0003 3 WEST MIDDLE SCHOOL	487	272	1	236
0004 4 EMERSON SCHOOL	296	131	0	157
0005 5 RIVERSIDE SCHOOL	404	197	0	211
0006 6 FAITH LUTHERAN CHURCH	522	174	0	242
0007 7 CRESCENT PARK SCHOOL	444	218	0	208
0008 8 AM. LEGION MONAHAN POST	202	87	0	126
0009 9 LINCOLN SCHOOL	650	280	0	240
0010 10 CLARK SCHOOL	689	302	0	256
0011 11 LAMB PRODUCTIONS	88	53	0	58
0012 12 BOYS & GIRLS HOME	108	38	0	63
0013 13 SIOUX CITY TRANSIT SYS	277	131	1	135
0014 14 BOYS & GIRLS HOME	247	129	0	124
0015 15 UNITY SCHOOL	216	140	0	106
0016 16 TRIMBLE UNITED METH CH	492	214	0	229
0017 17 BRYANT SCHOOL	592	278	0	237
0018 18 CALVARY LUTHERAN CH	419	240	0	189
0019 19 NORTH MIDDLE SCHOOL	710	325	0	308
0020 20 NODLAND SCHOOL	724	362	1	326
0021 21 WASHINGTON HEIGHTS CHA	525	274	1	207
0022 22 MORNINGSIDE LIBRARY	508	271	0	253
0023 23 W.C. COMMUNITY ACTION	472	254	2	184
0024 24 M-SIDE LUTHERAN CHURCH	375	187	2	163
0025 25 M-SIDE COLLEGE EPPLEY	464	263	0	182
0026 26 EAST MIDDLE SCHOOL	767	433	0	407
0027 27 ST JAMES UNITED METH.	501	291	0	210
0028 28 IRVING SCHOOL	178	66	0	97
0029 29 WOODBURY	278	245	0	117
0030 30 SLOAN	200	134	2	91
0031 31 WILLOW	62	81	0	44
0032 32 OTO	39	40	0	31
0033 33 RUTLAND	101	79	0	68
0034 34 SGT BLUFF	690	422	1	308
0035 35 ARL-MOV-WOL	435	336	1	224
0036 36 BAN-CON	431	350	0	263
0037 37 FLOYD	153	146	0	62
0038 38 GRG-LIB-LAK	245	203	0	120
0039 39 GRT-WES	80	96	0	47
0040 40 UNION	140	117	0	85
0041 41 LIS-MOR	65	101	0	72
0042 42 LITTLE SIOUX	58	77	0	48
0043 43 KED-MIL	127	129	0	105
0044 44 ROCK	51	53	0	46

	VOTES	PERCENT		VOTES	PERCENT
Mansfield					
Vote for no more than 1					
01 = Yes	15,020	63.40	03 = OVER VOTES	3	
02 = No	8,672	36.60	04 = UNDER VOTES	7,742	

	01	02	03	04
0001 1 HEARTLAND BAPTIST CH	562	262	0	278
0002 2 CENTRAL ASSEMBLY OF GOD	386	146	0	175
0003 3 WEST MIDDLE SCHOOL	473	265	0	258
0004 4 EMERSON SCHOOL	272	141	0	171
0005 5 RIVERSIDE SCHOOL	386	200	0	226
0006 6 FAITH LUTHERAN CHURCH	523	160	0	255
0007 7 CRESCENT PARK SCHOOL	408	235	0	227
0008 8 AM. LEGION MONAHAN POST	192	91	0	132
0009 9 LINCOLN SCHOOL	634	283	1	252
0010 10 CLARK SCHOOL	678	303	0	266
0011 11 LAMB PRODUCTIONS	85	44	0	70
0012 12 BOYS & GIRLS HOME	103	38	0	68
0013 13 SIOUX CITY TRANSIT SYS	264	131	0	149
0014 14 BOYS & GIRLS HOME	243	123	0	134
0015 15 UNITY SCHOOL	211	138	0	113
0016 16 TRIMBLE UNITED METH CH	465	226	0	244
0017 17 BRYANT SCHOOL	567	288	0	252
0018 18 CALVARY LUTHERAN CH	405	243	0	200
0019 19 NORTH MIDDLE SCHOOL	691	326	0	326
0020 20 NODLAND SCHOOL	712	363	0	338
0021 21 WASHINGTON HEIGHTS CHA	525	268	0	214
0022 22 MORNINGSIDE LIBRARY	492	276	0	264
0023 23 W.C. COMMUNITY ACTION	453	254	0	205
0024 24 M-SIDE LUTHERAN CHURCH	370	181	0	176
0025 25 M-SIDE COLLEGE EPPLEY	464	255	0	190
0026 26 EAST MIDDLE SCHOOL	753	420	1	433
0027 27 ST JAMES UNITED METH.	490	301	0	211
0028 28 IRVING SCHOOL	158	75	0	108
0029 29 WOODBURY	273	244	0	123
0030 30 SLOAN	190	140	1	96
0031 31 WILLOW	60	79	0	48
0032 32 OTO	36	41	0	33
0033 33 RUTLAND	106	75	0	67
0034 34 SGT BLUFF	668	431	0	322
0035 35 ARL-MOV-WOL	433	336	0	227
0036 36 BAN-CON	407	362	0	275
0037 37 FLOYD	151	146	0	64
0038 38 GRG-LIB-LAK	230	212	0	126
0039 39 GRT-WES	80	90	0	53
0040 40 UNION	133	119	0	90
0041 41 LIS-MOR	64	99	0	75
0042 42 LITTLE SIOUX	53	79	0	51
0043 43 KED-MIL	124	127	0	110
0044 44 ROCK	47	56	0	47

		VOTES PERCENT				VOTES PERCENT	
Potterfield							
Vote for no more than 1							
01 = Yes		15,168	63.83	03 = OVER VOTES		9	
02 = No		8,594	36.17	04 = UNDER VOTES		7,666	
		01	02	03	04		
0001	1 HEARTLAND BAPTIST CH	557	266	1	278		
0002	2 CENTRAL ASSEMBLY OF GOD	387	146	1	173		
0003	3 WEST MIDDLE SCHOOL	470	269	3	254		
0004	4 EMERSON SCHOOL	280	140	0	164		
0005	5 RIVERSIDE SCHOOL	391	199	0	222		
0006	6 FAITH LUTHERAN CHURCH	524	160	0	254		
0007	7 CRESCENT PARK SCHOOL	430	222	0	218		
0008	8 AM. LEGION MONAHAN POST	200	82	0	133		
0009	9 LINCOLN SCHOOL	642	275	0	253		
0010	10 CLARK SCHOOL	668	309	0	270		
0011	11 LAMB PRODUCTIONS	96	41	0	62		
0012	12 BOYS & GIRLS HOME	111	36	0	62		
0013	13 SIOUX CITY TRANSIT SYS	268	131	0	145		
0014	14 BOYS & GIRLS HOME	245	123	0	132		
0015	15 UNITY SCHOOL	222	130	0	110		
0016	16 TRIMBLE UNITED METH CH	493	207	0	235		
0017	17 BRYANT SCHOOL	571	285	0	251		
0018	18 CALVARY LUTHERAN CH	400	246	0	202		
0019	19 NORTH MIDDLE SCHOOL	687	324	1	331		
0020	20 NODLAND SCHOOL	703	370	1	339		
0021	21 WASHINGTON HEIGHTS CHA	525	276	0	206		
0022	22 MORNINGSIDE LIBRARY	500	273	0	259		
0023	23 W.C. COMMUNITY ACTION	468	246	0	198		
0024	24 M-SIDE LUTHERAN CHURCH	369	179	0	179		
0025	25 M-SIDE COLLEGE EPPLEY	447	270	0	192		
0026	26 EAST MIDDLE SCHOOL	746	435	2	424		
0027	27 ST JAMES UNITED METH.	484	305	0	213		
0028	28 IRVING SCHOOL	162	74	0	105		
0029	29 WOODBURY	282	236	0	122		
0030	30 SLOAN	200	130	0	97		
0031	31 WILLOW	64	78	0	45		
0032	32 OTO	39	38	0	33		
0033	33 RUTLAND	107	71	0	70		
0034	34 SGT BLUFF	688	412	0	321		
0035	35 ARL-MOV-WOL	433	335	0	228		
0036	36 BAN-CON	414	358	0	272		
0037	37 FLOYD	151	148	0	62		
0038	38 GRG-LIB-LAK	234	208	0	126		
0039	39 GRT-WES	81	86	0	56		
0040	40 UNION	136	117	0	89		
0041	41 LIS-MOR	68	97	0	73		
0042	42 LITTLE SIOUX	56	76	0	51		
0043	43 KED-MIL	119	133	0	109		
0044	44 ROCK	50	52	0	48		

	VOTES	PERCENT		VOTES	PERCENT
Vogel					
Vote for no more than 1					
01 = Yes	15,029	63.68	03 = OVER VOTES	3	
02 = No	8,571	36.32	04 = UNDER VOTES	7,834	

	01	02	03	04
0001 1 HEARTLAND BAPTIST CH	558	264	0	280
0002 2 CENTRAL ASSEMBLY OF GOD	385	148	0	174
0003 3 WEST MIDDLE SCHOOL	473	265	0	258
0004 4 EMERSON SCHOOL	274	143	0	167
0005 5 RIVERSIDE SCHOOL	375	204	0	233
0006 6 FAITH LUTHERAN CHURCH	527	163	0	248
0007 7 CRESCENT PARK SCHOOL	420	222	0	228
0008 8 AM. LEGION MONAHAN POST	186	90	0	139
0009 9 LINCOLN SCHOOL	626	283	0	261
0010 10 CLARK SCHOOL	670	306	0	271
0011 11 LAMB PRODUCTIONS	82	46	0	71
0012 12 BOYS & GIRLS HOME	105	35	0	69
0013 13 SIOUX CITY TRANSIT SYS	269	131	0	144
0014 14 BOYS & GIRLS HOME	241	125	0	134
0015 15 UNITY SCHOOL	222	126	0	114
0016 16 TRIMBLE UNITED METH CH	481	208	0	246
0017 17 BRYANT SCHOOL	559	297	0	251
0018 18 CALVARY LUTHERAN CH	414	227	0	207
0019 19 NORTH MIDDLE SCHOOL	700	314	0	329
0020 20 NODLAND SCHOOL	706	360	0	347
0021 21 WASHINGTON HEIGHTS CHA	521	271	0	215
0022 22 MORNINGSIDE LIBRARY	488	276	0	268
0023 23 W.C. COMMUNITY ACTION	457	253	0	202
0024 24 M-SIDE LUTHERAN CHURCH	368	177	0	182
0025 25 M-SIDE COLLEGE EPPLEY	448	267	0	194
0026 26 EAST MIDDLE SCHOOL	749	437	1	420
0027 27 ST JAMES UNITED METH.	488	293	0	221
0028 28 IRVING SCHOOL	162	72	0	107
0029 29 WOODBURY	274	242	0	124
0030 30 SLOAN	196	136	0	95
0031 31 WILLOW	59	79	0	49
0032 32 OTO	35	41	0	34
0033 33 RUTLAND	98	78	0	72
0034 34 SGT BLUFF	677	415	1	328
0035 35 ARL-MOV-WOL	438	322	0	236
0036 36 BAN-CON	415	349	0	280
0037 37 FLOYD	145	147	0	69
0038 38 GRG-LIB-LAK	233	203	0	132
0039 39 GRT-WES	83	86	0	54
0040 40 UNION	132	118	0	92
0041 41 LIS-MOR	65	97	1	75
0042 42 LITTLE SIOUX	55	77	0	51
0043 43 KED-MIL	122	124	0	115
0044 44 ROCK	48	54	0	48

	VOTES PERCENT				VOTES PERCENT	
Danilson						
Vote for no more than 1						
01 = Yes	15,109	63.85			03 = OVER VOTES	4
02 = No	8,555	36.15			04 = UNDER VOTES	7,769
	01	02	03	04		
0001 1 HEARTLAND BAPTIST CH	566	260	1	275		
0002 2 CENTRAL ASSEMBLY OF GOD	392	142	0	173		
0003 3 WEST MIDDLE SCHOOL	480	261	0	255		
0004 4 EMERSON SCHOOL	282	139	0	163		
0005 5 RIVERSIDE SCHOOL	393	190	0	229		
0006 6 FAITH LUTHERAN CHURCH	524	161	0	253		
0007 7 CRESCENT PARK SCHOOL	427	224	0	219		
0008 8 AM. LEGION MONAHAN POST	195	89	0	131		
0009 9 LINCOLN SCHOOL	619	293	0	258		
0010 10 CLARK SCHOOL	680	298	0	269		
0011 11 LAMB PRODUCTIONS	90	45	0	64		
0012 12 BOYS & GIRLS HOME	101	40	0	68		
0013 13 SIOUX CITY TRANSIT SYS	273	129	1	141		
0014 14 BOYS & GIRLS HOME	241	125	0	134		
0015 15 UNITY SCHOOL	216	135	0	111		
0016 16 TRIMBLE UNITED METH CH	482	212	0	241		
0017 17 BRYANT SCHOOL	568	287	0	252		
0018 18 CALVARY LUTHERAN CH	412	237	0	199		
0019 19 NORTH MIDDLE SCHOOL	694	318	0	331		
0020 20 NODLAND SCHOOL	708	356	0	349		
0021 21 WASHINGTON HEIGHTS CHA	514	278	0	215		
0022 22 MORNINGSIDE LIBRARY	490	271	0	271		
0023 23 W.C. COMMUNITY ACTION	460	248	0	204		
0024 24 M-SIDE LUTHERAN CHURCH	363	182	0	182		
0025 25 M-SIDE COLLEGE EPPLEY	445	268	0	196		
0026 26 EAST MIDDLE SCHOOL	765	417	0	425		
0027 27 ST JAMES UNITED METH.	495	291	1	215		
0028 28 IRVING SCHOOL	166	68	0	107		
0029 29 WOODBURY	276	240	0	124		
0030 30 SLOAN	198	134	0	95		
0031 31 WILLOW	60	81	0	46		
0032 32 OTO	37	41	0	32		
0033 33 RUTLAND	99	77	0	72		
0034 34 SGT BLUFF	671	423	0	327		
0035 35 ARL-MOV-WOL	436	329	0	231		
0036 36 BAN-CON	407	355	0	282		
0037 37 FLOYD	150	143	0	68		
0038 38 GRG-LIB-LAK	239	201	0	128		
0039 39 GRT-WES	77	92	0	54		
0040 40 UNION	135	118	0	89		
0041 41 LIS-MOR	64	100	1	73		
0042 42 LITTLE SIOUX	51	79	0	53		
0043 43 KED-MIL	119	126	0	116		
0044 44 ROCK	49	52	0	49		

	VOTES	PERCENT		VOTES	PERCENT
Neary					
Vote for no more than 1					
01 = Yes	15,834	62.78	03 = OVER VOTES	28	
02 = No	9,389	37.22	04 = UNDER VOTES	6,186	

	01	02	03	04
0001 1 HEARTLAND BAPTIST CH	570	326	0	206
0002 2 CENTRAL ASSEMBLY OF GOD	387	167	0	153
0003 3 WEST MIDDLE SCHOOL	508	291	1	196
0004 4 EMERSON SCHOOL	302	147	0	135
0005 5 RIVERSIDE SCHOOL	401	221	0	190
0006 6 FAITH LUTHERAN CHURCH	544	201	2	191
0007 7 CRESCENT PARK SCHOOL	435	254	0	181
0008 8 AM. LEGION MONAHAN POST	203	99	0	113
0009 9 LINCOLN SCHOOL	663	316	0	191
0010 10 CLARK SCHOOL	726	316	0	205
0011 11 LAMB PRODUCTIONS	91	44	0	64
0012 12 BOYS & GIRLS HOME	104	42	3	60
0013 13 SIOUX CITY TRANSIT SYS	279	136	0	129
0014 14 BOYS & GIRLS HOME	236	142	0	122
0015 15 UNITY SCHOOL	230	132	0	100
0016 16 TRIMBLE UNITED METH CH	500	240	3	192
0017 17 BRYANT SCHOOL	608	304	3	192
0018 18 CALVARY LUTHERAN CH	427	250	2	169
0019 19 NORTH MIDDLE SCHOOL	718	373	0	252
0020 20 NODLAND SCHOOL	764	396	0	253
0021 21 WASHINGTON HEIGHTS CHA	543	310	2	152
0022 22 MORNINGSIDE LIBRARY	503	306	0	223
0023 23 W.C. COMMUNITY ACTION	497	251	1	163
0024 24 M-SIDE LUTHERAN CHURCH	384	203	1	139
0025 25 M-SIDE COLLEGE EPPLEY	464	287	0	158
0026 26 EAST MIDDLE SCHOOL	795	487	1	324
0027 27 ST JAMES UNITED METH.	516	314	1	171
0028 28 IRVING SCHOOL	186	68	0	87
0029 29 WOODBURY	265	273	1	101
0030 30 SLOAN	204	140	1	82
0031 31 WILLOW	58	92	0	37
0032 32 OTO	40	39	0	31
0033 33 RUTLAND	109	81	0	58
0034 34 SGT BLUFF	744	435	1	241
0035 35 ARL-MOV-WOL	453	354	1	188
0036 36 BAN-CON	441	374	1	228
0037 37 FLOYD	154	154	0	53
0038 38 GRG-LIB-LAK	250	213	1	104
0039 39 GRT-WES	86	98	0	39
0040 40 UNION	138	125	0	79
0041 41 LIS-MOR	70	107	1	60
0042 42 LITTLE SIOUX	56	84	0	43
0043 43 KED-MIL	131	136	0	94
0044 44 ROCK	51	61	1	37

		VOTES PERCENT				VOTES PERCENT	
Ackerman							
Vote for no more than 1							
01 = Yes		17,592	69.72	03 = OVER VOTES		17	
02 = No		7,639	30.28	04 = UNDER VOTES		6,189	
		01	02	03	04		
0001	1 HEARTLAND BAPTIST CH	639	244	0	219		
0002	2 CENTRAL ASSEMBLY OF GOD	396	155	0	156		
0003	3 WEST MIDDLE SCHOOL	546	249	1	200		
0004	4 EMERSON SCHOOL	305	137	2	140		
0005	5 RIVERSIDE SCHOOL	421	204	1	186		
0006	6 FAITH LUTHERAN CHURCH	598	146	0	194		
0007	7 CRESCENT PARK SCHOOL	461	221	1	187		
0008	8 AM. LEGION MONAHAN POST	211	91	0	113		
0009	9 LINCOLN SCHOOL	740	236	1	193		
0010	10 CLARK SCHOOL	796	252	1	198		
0011	11 LAMB PRODUCTIONS	98	41	0	60		
0012	12 BOYS & GIRLS HOME	115	31	1	62		
0013	13 SIOUX CITY TRANSIT SYS	286	126	0	132		
0014	14 BOYS & GIRLS HOME	272	108	0	120		
0015	15 UNITY SCHOOL	240	118	0	104		
0016	16 TRIMBLE UNITED METH CH	553	189	1	192		
0017	17 BRYANT SCHOOL	664	252	0	191		
0018	18 CALVARY LUTHERAN CH	459	216	0	173		
0019	19 NORTH MIDDLE SCHOOL	809	272	0	262		
0020	20 NODLAND SCHOOL	883	286	2	242		
0021	21 WASHINGTON HEIGHTS CHA	626	240	0	141		
0022	22 MORNINGSIDE LIBRARY	549	254	0	229		
0023	23 W.C. COMMUNITY ACTION	542	215	0	155		
0024	24 M-SIDE LUTHERAN CHURCH	403	175	0	149		
0025	25 M-SIDE COLLEGE EPPLEY	509	251	0	149		
0026	26 EAST MIDDLE SCHOOL	950	338	4	315		
0027	27 ST JAMES UNITED METH.	595	246	0	161		
0028	28 IRVING SCHOOL	181	67	0	93		
0029	29 WOODBURY	339	204	0	97		
0030	30 SLOAN	233	111	0	83		
0031	31 WILLOW	65	81	0	41		
0032	32 OTO	39	38	1	32		
0033	33 RUTLAND	120	67	0	61		
0034	34 SGT BLUFF	881	329	0	211		
0035	35 ARL-MOV-WOL	499	306	0	191		
0036	36 BAN-CON	496	312	1	235		
0037	37 FLOYD	186	118	0	57		
0038	38 GRG-LIB-LAK	289	179	0	100		
0039	39 GRT-WES	88	93	0	42		
0040	40 UNION	149	110	0	83		
0041	41 LIS-MOR	82	93	0	63		
0042	42 LITTLE SIOUX	67	73	0	43		
0043	43 KED-MIL	154	113	0	94		
0044	44 ROCK	58	52	0	40		

NUMBERED KEY CANVASS

RUN DATE:11/08/10 10:08 PM

General Election
Woodbury County, IA
November 2, 2010

Official Canvass Report

REPORT-EL52 PAGE 0086

Andreasen					
Vote for no more than 1					
01 = Yes	16,700	67.65	03 = OVER VOTES		5
02 = No	7,985	32.35	04 = UNDER VOTES		6,747

	01	02	03	04
0001 1 HEARTLAND BAPTIST CH	621	247	1	233
0002 2 CENTRAL ASSEMBLY OF GOD	403	145	0	159
0003 3 WEST MIDDLE SCHOOL	515	264	0	217
0004 4 EMERSON SCHOOL	299	139	0	146
0005 5 RIVERSIDE SCHOOL	401	209	0	202
0006 6 FAITH LUTHERAN CHURCH	573	154	0	211
0007 7 CRESCENT PARK SCHOOL	451	219	0	200
0008 8 AM. LEGION MONAHAN POST	213	86	0	116
0009 9 LINCOLN SCHOOL	715	243	0	212
0010 10 CLARK SCHOOL	766	267	1	213
0011 11 LAMB PRODUCTIONS	96	44	0	59
0012 12 BOYS & GIRLS HOME	116	31	0	62
0013 13 SIOUX CITY TRANSIT SYS	270	138	0	136
0014 14 BOYS & GIRLS HOME	259	116	0	125
0015 15 UNITY SCHOOL	237	124	0	101
0016 16 TRIMBLE UNITED METH CH	533	194	0	208
0017 17 BRYANT SCHOOL	647	247	0	213
0018 18 CALVARY LUTHERAN CH	446	221	0	181
0019 19 NORTH MIDDLE SCHOOL	774	291	0	278
0020 20 NODLAND SCHOOL	805	321	0	287
0021 21 WASHINGTON HEIGHTS CHA	571	270	0	166
0022 22 MORNINGSIDE LIBRARY	525	267	0	240
0023 23 W.C. COMMUNITY ACTION	529	217	0	166
0024 24 M-SIDE LUTHERAN CHURCH	392	176	0	159
0025 25 M-SIDE COLLEGE EPPLEY	480	258	0	171
0026 26 EAST MIDDLE SCHOOL	875	368	0	364
0027 27 ST JAMES UNITED METH.	536	274	0	192
0028 28 IRVING SCHOOL	175	71	0	95
0029 29 WOODBURY	310	220	0	110
0030 30 SLOAN	217	120	1	89
0031 31 WILLOW	64	78	0	45
0032 32 OTO	38	38	0	34
0033 33 RUTLAND	116	67	0	65
0034 34 SGT BLUFF	808	362	0	251
0035 35 ARL-MOV-WOL	469	309	2	216
0036 36 BAN-CON	458	323	0	263
0037 37 FLOYD	166	133	0	62
0038 38 GRG-LIB-LAK	267	186	0	115
0039 39 GRT-WES	89	87	0	47
0040 40 UNION	143	115	0	84
0041 41 LIS-MOR	72	99	0	67
0042 42 LITTLE SIOUX	61	78	0	44
0043 43 KED-MIL	148	113	0	100
0044 44 ROCK	51	56	0	43

	VOTES	PERCENT		VOTES	PERCENT
Michaelson					
Vote for no more than 1					
01 = Yes	17,462	71.71	03 = OVER VOTES	4	
02 = No	6,889	28.29	04 = UNDER VOTES	7,082	

	01	02	03	04
0001 1 HEARTLAND BAPTIST CH	624	214	0	264
0002 2 CENTRAL ASSEMBLY OF GOD	434	120	0	153
0003 3 WEST MIDDLE SCHOOL	550	217	0	229
0004 4 EMERSON SCHOOL	314	124	0	146
0005 5 RIVERSIDE SCHOOL	427	170	0	215
0006 6 FAITH LUTHERAN CHURCH	579	134	0	225
0007 7 CRESCENT PARK SCHOOL	474	184	0	212
0008 8 AM. LEGION MONAHAN POST	213	83	0	119
0009 9 LINCOLN SCHOOL	724	221	1	224
0010 10 CLARK SCHOOL	760	245	0	242
0011 11 LAMB PRODUCTIONS	102	38	0	59
0012 12 BOYS & GIRLS HOME	118	30	0	61
0013 13 SIOUX CITY TRANSIT SYS	298	109	0	137
0014 14 BOYS & GIRLS HOME	261	113	0	126
0015 15 UNITY SCHOOL	253	99	0	110
0016 16 TRIMBLE UNITED METH CH	544	166	1	224
0017 17 BRYANT SCHOOL	641	232	0	234
0018 18 CALVARY LUTHERAN CH	458	201	0	189
0019 19 NORTH MIDDLE SCHOOL	798	245	0	300
0020 20 NODLAND SCHOOL	827	291	0	295
0021 21 WASHINGTON HEIGHTS CHA	595	227	1	184
0022 22 MORNINGSIDE LIBRARY	542	236	0	254
0023 23 W.C. COMMUNITY ACTION	522	209	0	181
0024 24 M-SIDE LUTHERAN CHURCH	396	152	0	179
0025 25 M-SIDE COLLEGE EPPLEY	497	224	0	188
0026 26 EAST MIDDLE SCHOOL	912	306	0	389
0027 27 ST JAMES UNITED METH.	574	218	0	210
0028 28 IRVING SCHOOL	190	55	0	96
0029 29 WOODBURY	327	189	0	124
0030 30 SLOAN	239	101	1	86
0031 31 WILLOW	79	64	0	44
0032 32 OTO	43	35	0	32
0033 33 RUTLAND	155	51	0	42
0034 34 SGT BLUFF	815	319	0	287
0035 35 ARL-MOV-WOL	542	259	0	195
0036 36 BAN-CON	516	278	0	250
0037 37 FLOYD	177	119	0	65
0038 38 GRG-LIB-LAK	287	162	0	119
0039 39 GRT-WES	103	67	0	53
0040 40 UNION	169	95	0	78
0041 41 LIS-MOR	97	71	0	70
0042 42 LITTLE SIOUX	68	67	0	48
0043 43 KED-MIL	156	102	0	103
0044 44 ROCK	62	47	0	41

		VOTES	PERCENT			VOTES	PERCENT
Question 1							
Vote for no more than 1							
01 = Yes		19,226	69.11	03 = OVER VOTES		20	
02 = No		8,595	30.89	04 = UNDER VOTES		3,596	

	01	02	03	04

0001 1 HEARTLAND BAPTIST CH	699	290	2	111
0002 2 CENTRAL ASSEMBLY OF GOD	461	149	1	96
0003 3 WEST MIDDLE SCHOOL	609	273	1	113
0004 4 EMERSON SCHOOL	372	112	0	100
0005 5 RIVERSIDE SCHOOL	515	188	0	109
0006 6 FAITH LUTHERAN CHURCH	614	211	0	113
0007 7 CRESCENT PARK SCHOOL	562	193	0	115
0008 8 AM. LEGION MONAHAN POST	262	67	1	85
0009 9 LINCOLN SCHOOL	780	264	0	126
0010 10 CLARK SCHOOL	749	385	0	113
0011 11 LAMB PRODUCTIONS	118	36	0	45
0012 12 BOYS & GIRLS HOME	122	45	0	42
0013 13 SIOUX CITY TRANSIT SYS	348	107	2	87
0014 14 BOYS & GIRLS HOME	301	125	0	74
0015 15 UNITY SCHOOL	307	98	1	56
0016 16 TRIMBLE UNITED METH CH	602	213	0	120
0017 17 BRYANT SCHOOL	713	280	0	114
0018 18 CALVARY LUTHERAN CH	542	205	0	101
0019 19 NORTH MIDDLE SCHOOL	837	351	4	151
0020 20 NODLAND SCHOOL	868	395	1	149
0021 21 WASHINGTON HEIGHTS CHA	663	252	0	92
0022 22 MORNINGSIDE LIBRARY	633	264	0	135
0023 23 W.C. COMMUNITY ACTION	599	213	0	100
0024 24 M-SIDE LUTHERAN CHURCH	454	202	0	71
0025 25 M-SIDE COLLEGE EPPLEY	572	232	0	105
0026 26 EAST MIDDLE SCHOOL	950	471	1	185
0027 27 ST JAMES UNITED METH.	621	280	0	101
0028 28 IRVING SCHOOL	227	52	0	62
0029 29 WOODBURY	358	241	1	40
0030 30 SLOAN	246	139	1	41
0031 31 WILLOW	72	103	0	12
0032 32 OTO	55	44	0	11
0033 33 RUTLAND	127	94	0	27
0034 34 SGT BLUFF	887	411	2	121
0035 35 ARL-MOV-WOL	572	321	1	102
0036 36 BAN-CON	581	357	1	105
0037 37 FLOYD	191	136	0	34
0038 38 GRG-LIB-LAK	294	218	0	56
0039 39 GRT-WES	113	91	0	19
0040 40 UNION	184	116	0	42
0041 41 LIS-MOR	106	102	0	30
0042 42 LITTLE SIOUX	97	62	0	24
0043 43 KED-MIL	167	155	0	39
0044 44 ROCK	76	52	0	22

	VOTES	PERCENT		VOTES	PERCENT
Question 2					
Vote for no more than 1					
01 = Yes	10,435	39.29	03 = OVER VOTES	23	
02 = No	16,123	60.71	04 = UNDER VOTES	4,856	

	01	02	03	04
0001 1 HEARTLAND BAPTIST CH	365	571	0	166
0002 2 CENTRAL ASSEMBLY OF GOD	258	339	1	109
0003 3 WEST MIDDLE SCHOOL	313	521	1	161
0004 4 EMERSON SCHOOL	180	278	0	126
0005 5 RIVERSIDE SCHOOL	247	400	0	165
0006 6 FAITH LUTHERAN CHURCH	291	483	3	161
0007 7 CRESCENT PARK SCHOOL	293	417	0	160
0008 8 AM. LEGION MONAHAN POST	156	164	1	94
0009 9 LINCOLN SCHOOL	394	605	2	169
0010 10 CLARK SCHOOL	368	708	0	171
0011 11 LAMB PRODUCTIONS	78	73	0	48
0012 12 BOYS & GIRLS HOME	82	83	0	44
0013 13 SIOUX CITY TRANSIT SYS	183	257	0	104
0014 14 BOYS & GIRLS HOME	186	234	0	80
0015 15 UNITY SCHOOL	165	238	0	59
0016 16 TRIMBLE UNITED METH CH	338	446	0	151
0017 17 BRYANT SCHOOL	375	566	1	165
0018 18 CALVARY LUTHERAN CH	317	391	2	138
0019 19 NORTH MIDDLE SCHOOL	461	683	2	197
0020 20 NODLAND SCHOOL	470	735	2	206
0021 21 WASHINGTON HEIGHTS CHA	378	495	0	134
0022 22 MORNINGSIDE LIBRARY	346	520	0	166
0023 23 W.C. COMMUNITY ACTION	346	441	1	124
0024 24 M-SIDE LUTHERAN CHURCH	278	347	0	102
0025 25 M-SIDE COLLEGE EPPLEY	319	460	2	128
0026 26 EAST MIDDLE SCHOOL	540	830	0	237
0027 27 ST JAMES UNITED METH.	349	521	0	132
0028 28 IRVING SCHOOL	144	131	0	66
0029 29 WOODBURY	191	381	1	67
0030 30 SLOAN	124	245	0	58
0031 31 WILLOW	47	116	0	24
0032 32 OTO	33	60	0	17
0033 33 RUTLAND	57	145	0	46
0034 34 SGT BLUFF	491	732	0	198
0035 35 ARL-MOV-WOL	283	566	1	146
0036 36 BAN-CON	325	561	1	157
0037 37 FLOYD	100	211	0	50
0038 38 GRG-LIB-LAK	163	330	0	75
0039 39 GRT-WES	70	121	0	32
0040 40 UNION	90	192	0	60
0041 41 LIS-MOR	67	126	0	45
0042 42 LITTLE SIOUX	50	104	1	28
0043 43 KED-MIL	93	207	1	60
0044 44 ROCK	31	89	0	30

	VOTES	PERCENT		VOTES	PERCENT
Question A					
Vote for no more than 1					
01 = Yes	22,867	76.77	03 = OVER VOTES	19	
02 = No	6,919	23.23	04 = UNDER VOTES	1,632	

	01	02	03	04
0001 1 HEARTLAND BAPTIST CH	825	222	0	55
0002 2 CENTRAL ASSEMBLY OF GOD	495	156	0	56
0003 3 WEST MIDDLE SCHOOL	722	221	0	53
0004 4 EMERSON SCHOOL	415	128	0	41
0005 5 RIVERSIDE SCHOOL	598	158	1	55
0006 6 FAITH LUTHERAN CHURCH	676	193	0	69
0007 7 CRESCENT PARK SCHOOL	639	182	0	49
0008 8 AM. LEGION MONAHAN POST	257	102	0	56
0009 9 LINCOLN SCHOOL	876	232	1	61
0010 10 CLARK SCHOOL	972	232	0	43
0011 11 LAMB PRODUCTIONS	120	40	1	38
0012 12 BOYS & GIRLS HOME	121	60	0	28
0013 13 SIOUX CITY TRANSIT SYS	377	130	1	36
0014 14 BOYS & GIRLS HOME	319	133	2	46
0015 15 UNITY SCHOOL	337	102	0	23
0016 16 TRIMBLE UNITED METH CH	696	179	0	60
0017 17 BRYANT SCHOOL	852	203	0	52
0018 18 CALVARY LUTHERAN CH	648	160	1	39
0019 19 NORTH MIDDLE SCHOOL	1022	251	1	69
0020 20 NODLAND SCHOOL	1071	295	0	47
0021 21 WASHINGTON HEIGHTS CHA	747	219	0	41
0022 22 MORNINGSIDE LIBRARY	722	245	1	64
0023 23 W.C. COMMUNITY ACTION	658	219	0	35
0024 24 M-SIDE LUTHERAN CHURCH	487	207	0	33
0025 25 M-SIDE COLLEGE EPPLEY	660	214	0	35
0026 26 EAST MIDDLE SCHOOL	1162	376	0	69
0027 27 ST JAMES UNITED METH.	720	246	0	36
0028 28 IRVING SCHOOL	208	99	1	33
0029 29 WOODBURY	435	195	0	10
0030 30 SLOAN	315	94	0	18
0031 31 WILLOW	120	59	0	8
0032 32 OTO	79	25	0	6
0033 33 RUTLAND	180	52	0	16
0034 34 SGT BLUFF	1113	252	8	48
0035 35 ARL-MOV-WOL	753	205	1	37
0036 36 BAN-CON	742	253	0	49
0037 37 FLOYD	258	84	0	19
0038 38 GRG-LIB-LAK	424	122	0	22
0039 39 GRT-WES	145	68	0	10
0040 40 UNION	233	92	0	17
0041 41 LIS-MOR	169	56	0	13
0042 42 LITTLE SIOUX	120	52	0	11
0043 43 KED-MIL	270	72	0	19
0044 44 ROCK	109	34	0	7

NUMBERED KEY CANVASS

RUN DATE:11/08/10 10:08 PM

General Election
Woodbury County, IA
November 2, 2010

Official Canvass Report

REPORT-EL52 PAGE 0091

Question B MOVILLE

Vote for no more than 1

01 = Yes

02 = No

VOTES PERCENT

337 55.89

266 44.11

03 = OVER VOTES

04 = UNDER VOTES

VOTES PERCENT

0

19

01 02 03 04

337 266 0 19

0035 35 ARL-MOV-WOL